

## حل كتاب الطالب منهج أكسس الفصل الثاني



### تم تحميل هذا الملف من موقع المناهج الإماراتية

موقع المناهج ⇨ المناهج الإماراتية ⇨ الصف الخامس ⇨ لغة انجليزية ⇨ الفصل الثاني ⇨ ملفات متنوعة ⇨ الملف

تاريخ إضافة الملف على موقع المناهج: 22:46:42 2026-01-07

ملفات اكتب للمعلم اكتب للطالب | اختبارات الكترونية | اختبارات | حلول | عروض بوربوينت | أوراق عمل  
منهج انجليزي | ملخصات وتقارير | مذكرات وبنوك | الامتحان النهائي | للمدرس

المزيد من مادة  
لغة انجليزية:

### التواصل الاجتماعي بحسب الصف الخامس



صفحة المناهج  
الإماراتية على  
فيسبوك

الرياضيات

اللغة الانجليزية

اللغة العربية

التربية الاسلامية

المواد على تلغرام

### المزيد من الملفات بحسب الصف الخامس والمادة لغة انجليزية في الفصل الثاني

مذكرة للدروس من الدرس الأول للخامس من الوحدة الأولى

1

عرض بوربوينت Listening الدرس الرابع focus Language من وحدة Getting school to

2

عرض بوربوينت Listening الدرس الثالث focus Language من وحدة Getting school to

3

عرض بوربوينت Reading الدرس الثاني safety Road من وحدة Getting school to

4

عرض بوربوينت Speaking الدرس الأول من وحدة Getting school to

5

### 3 Read

Match the words that sound the same.

#### Reading Tip

Rhyming words sound the same.

car star

- |         |         |
|---------|---------|
| 1 day   | a mouse |
| 2 sea   | b star  |
| 3 car   | c play  |
| 4 house | d tea   |

### 4 Write

Answer the questions.

- 1 What do you like?

I like to read and write.

- 2 Do you have any brothers or sisters?

yes I have two sisters

- 3 What do you do every day? What does your brother or sister do every day?

I watch T.V with my sister and play  
I don't have brother

#### Rhyming words

day	play
sun	fun
talk	walk
tea	sea

#### Writing Tip

Write a poem.

Try to use two rhyming words.

I like books.

I have a brother and he cooks.

### 5 Write

Write a poem about you. Use your answers from 4 to help you.

#### Writing Tip

Start sentences with a capital letter.  
End sentences with a full stop.

She likes cars.



#### 4 Practice

Put the words in the correct order.

1 football. / We / play

We play football.

2 We / play tennis. / don't

we don't play tennis.

3 go swimming / We / on Sunday.

We go swimming on Sunday.

4 I / play volleyball. / don't / on Wednesday.

I don't play volleyball on Wednesday.

5 The students / on Monday. / go horse riding

The student go horse riding on Monday.



#### 5 Write

Make a PE timetable. Write a sport under each day.

My PE Class

Sunday	Monday	Tuesday	Wednesday	Thursday
Swimming	football	horse riding	volley ball	play tennis

#### 6 Write

Write about your PE timetable. Say which sports you play from Sunday to Thursday.

We play football on Sunday.

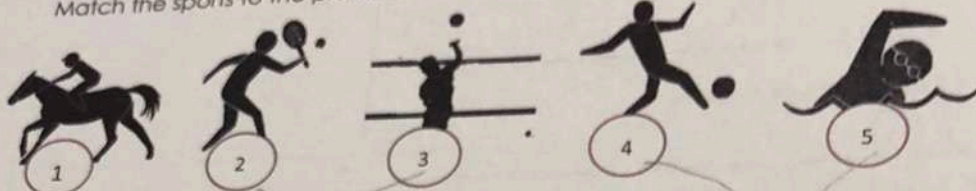


## Lesson 4: Language focus

**Key Language**  
Present simple  
I play tennis.

**Vocabulary**  
PE, volleyball, horse riding, tennis, swimming

**1 Vocabulary**  
Match the sports to the pictures.



play volleyball   go horse riding   play tennis   go swimming   play football

**2 Listen Track 5**

Listen to Fatima talk about PE class.  
Write the sports under the correct day.

PE Class				
Sunday	Monday	Tuesday	Wednesday	Thursday
tennis	Swimming	Football	volley ball	horse riding

**3 Talk**

Which sports do you play?  
Which sports don't you play?

**Present simple**

I play  
You play  
We play  
They play

I don't play  
You don't play  
We don't play  
They don't play





### Key Language

Possessive 's  
This is Tom's family.

### Vocabulary

parents, children,  
husband, wife, son,  
daughter

### 3 Read

Read the text again and answer the questions.

1 Who is Tom's wife?

a) Susan b) Jenny

2 Who is Susan's daughter?

a) Jenny b) Susan

3 Who is Mark's sister?

a) Gary b) Jenny

4 Who is Tom's son?

a) Mark b) Susan

### Language Tip

This is her family.

This is Susan's family.

's = the family of Susan

This is his son.

This is Tom's son.

's = the son of Tom

### 4 Practice

Look at the family tree and complete the sentences.


1 Tom is Susan's husband.

2 Susan is Tom's wife.

3 Jenny is Tom and Susan's daughter.

4 Jenny is Mark's sister.

5 Mark is Gary's brother.



### 5 Write

Look at the family tree. Write sentences about the family.

Ahmed is Adela's \_\_\_\_\_.

Adela is \_\_\_\_\_.

Zainab \_\_\_\_\_.

Omran \_\_\_\_\_.



## Lesson 3: Things I like

### 1 Vocabulary

Write the words in the box under the pictures.

milk	pizza	salad
orange juice	coffee	ice cream



A coffee



B Salad



C ice cream



D pizza



E orange juice



F milk

### 2 Listen Track 4

Listen to Zainab and Noora. Tick (✓) what they like.

1 pizza

☒

3 salad

☒

5 milk

☒

2 ice cream

☐

4 orange juice

☒

6 coffee

☒

**Key Language**  
I like / don't like  
I like ice cream.

**Vocabulary**  
salad, orange juice,  
pizza, coffee, milk,  
cream

**3 Practice**  
Put the

1 oran

2 don

3 you

4 milk

**4 Talk**  
Listen

**5 Talk**  
Finish  
Then

Do you like

Do you like

Do you like

Do you like

Do you like



by Language  
e / don't like  
e ice cream.  
abulary  
d, orange juice,  
n, coffee, milk, ice  
m

### 3 Practice

Put the words in the correct order to make sentences.

- 1 orange juice. / like / I  
I like orange juice.
- 2 don't / I / pizza. / like  
I don't like pizza.
- 3 you / Do / tennis? / like  
Do you like tennis?
- 4 milk? / Do / you / like  
Do you like milk?

#### Language Tip

⊕ I like + noun

**I like football.**

⊖ I don't like + noun

**I don't like salad.**

Do you like + noun

**Do you like pizza?**

### 4 Talk

Listen and repeat.

Do you like pizza?

Yes, I do.

Do you like cake?

No, I don't.

### 5 Talk

Finish the questions.

Then ask three classmates and write their answers in the table.

	Name:	Name:	Name:
Do you like ice cream?	Yes / No		
Do you like ?			
Do you like ?			
Do you like ?			
Do you like ?			



## Lesson 2: Friends and family

### 1 Vocabulary

Match the people 1-4 with the photos A-D.

1 husband and wife



2 parents and children



3 mother and daughter



4 father and son



### 2 Read

Read the text. How many people are there in Tom's family?

#### Tom's Family

This is Tom's family. He has a wife.

Her name is Susan.

Tom and Susan have a daughter.

Her name is Jenny.

Tom and Susan have two sons.

Their names are Mark and Gary.



### Key Language

Possessive 's

This is Tom's family.

### Vocabulary

parents, children, husband, wife, son, daughter

### 3 Read

Read the text.

1 Who is Susan?

a) Susan

2 Who is Jenny?

a) Jenny

### 4 Practice

Look at the text.

1 Tom is \_\_\_\_\_ Susan.

2 Susan is \_\_\_\_\_ Tom.

3 Jenny is \_\_\_\_\_ Tom.

4 Jenny is \_\_\_\_\_ Susan.

5 Mark is \_\_\_\_\_ Susan.



Ahmed



Zainab



**Key Language**

Have / has  
John **has** blue eyes.

**Vocabulary**

short, long, curly,  
straight, hair, blonde,  
black, brown

brown blonde  
straight



**3 Listen Track 3**

A teacher talks about the students on page 21. Listen and choose the correct picture (A-D).

1 D  
2 B

3 a  
4 C

**4 Listen**

Listen again. Complete the sentences with the words from the box.

- 1 He has \_\_\_\_\_ hair.  
2 He has \_\_\_\_\_ hair.  
3 She has \_\_\_\_\_ eyes.  
4 She has \_\_\_\_\_ eyes.

**Listening Tip**

What words do you think you will hear?

brown      small, brown  
short, blonde      blue

**5 Talk**

Student A: Talk about a person from the pictures.

Student B: Guess who your partner is talking about.

A She has long, black hair.

B Is it number 2?






## Unit 2: People

### Lesson 1: Describing people

**1 Vocabulary**  
Label the pictures with the words from the boxes.

ears    eyes    mouth  
       nose    hair

black    brown    blonde  
 curly    straight



hair

eyes


ears

nose


mouth




black

curly



brown



blonde

straight

**2 Talk**  
Describe the students. Talk about hair and eyes.



He has...

She has...



## Lesson 9: Famous places

### 1 Vocabulary

Write the words under the correct pictures.

a blue door  
a beautiful garden

a tall building  
an old building

a little hut  
a red roof



1  
a blue door



3  
a little hut



4  
a beautiful garden



5  
an old building



6  
a red roof



a tall building

### 2 Practice

Make sentences.

1 is / The swimming pool / big.

The swimming pool is big.

2 has / The house / a blue door.

The house has a blue door.

3 is / It / tall.

It is tall.

4 red. / The door / is

The door is red.

### Key Language

Adjectives

The Pyramids are big.

### Vocabulary

nice, old, building

beautiful, red, blue

### 3 Read

Read the text. Write.

The Pyramids are in Egypt. They are next to the Nile. The Giza Pyramids are the oldest. They are made of sand in the desert.

### 4 Read

Read again and write.

1 Giza is old.

2 The Pyramids are big.

### 5 Write

Write about a famous place.

Use the pictures.

### Language Tip

Adjectives describe things.

The house is **big**.  
It is a **big** house.

It is \_\_\_\_\_

It has \_\_\_\_\_



The Taj Mahal



**Key Language**  
Adjectives  
The Pyramids are big.

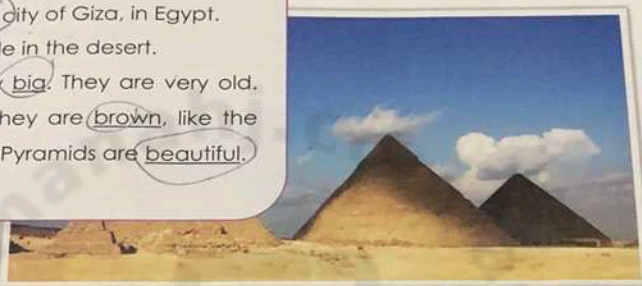
**Vocabulary**  
nice, old, building, little,  
beautiful, red, blue

### 3 Read

Read the text. Where are the pyramids? \_\_\_\_\_

#### The Pyramids

The Pyramids are in the old city of Giza, in Egypt.  
They are next to the river Nile in the desert.  
The Giza Pyramids are very big. They are very old.  
They are made of stone. They are brown, like the  
sand in the desert. The Giza Pyramids are beautiful.



### 4 Read

Read again and circle the correct word.

- 1 Giza is old / new.
- 2 The Pyramids are small / big.
- 3 The Pyramids are blue / brown.
- 4 The Pyramids are beautiful / nice.

#### Writing Tip

Use adjectives when you write:

nice, old, tall, beautiful, big, small  
blue, white, red, brown, green

### 5 Write

Write about a famous building.  
Use the pictures to help you.

\_\_\_\_\_ is a famous building.

It is \_\_\_\_\_

It has \_\_\_\_\_



The Taj Mahal



The Eiffel Tower



The Golden Gate Bridge



Sheikh Zayed Grand Mosque




## Unit 2: People


### Lesson 1: Describing people

#### 1 Vocabulary

Label the pictures with the words from the boxes.



black curly brown straight blonde



#### 2 Talk

Describe the students. Talk about hair and eyes.



He has...

She has...



### Key Language

There is/are  
There is a tree.

### Vocabulary

front door, wall, gate,  
balcony, swimming  
pool, tree



room



### 3 Read

Read again. Are the sentences true (T) or false (F)?

- |   |   |                                    |                                    |
|---|---|------------------------------------|------------------------------------|
| 1 | The house is big.                           | <input checked="" type="radio"/> T | <input type="radio"/> F            |
| 2 | The roof is red.                            | <input type="radio"/> T            | <input checked="" type="radio"/> F |
| 3 | There is a swimming pool.                   | <input checked="" type="radio"/> T | <input type="radio"/> F            |
| 4 | There are two bedrooms and three bathrooms. | <input type="radio"/> T            | <input checked="" type="radio"/> F |
| 5 | There is a big kitchen and a living room.   | <input checked="" type="radio"/> T | <input type="radio"/> F            |
| 6 | The walls are green.                        | <input type="radio"/> T            | <input checked="" type="radio"/> F |

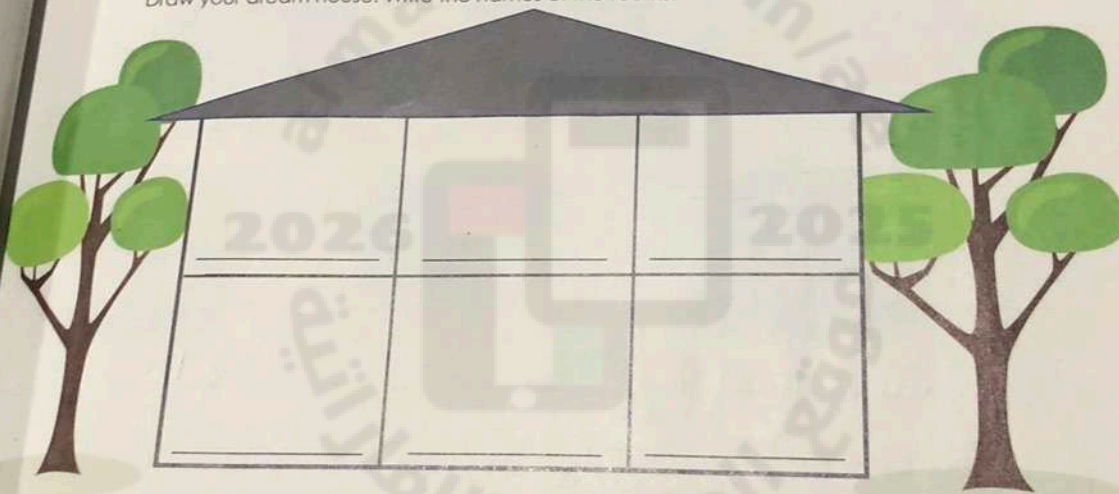
### Vocabulary

balcony:



### 4 Write

Draw your dream house. Write the names of the rooms.



### 5 Write

Write about your dream house.

#### My dream house

This is my dream house. It is \_\_\_\_\_

There is/are \_\_\_\_\_

The walls are \_\_\_\_\_

I like my dream house.

#### Writing Tip

Start sentences with a capital letter.  
End sentences with a full stop.

There is a balcony.



## Lesson 8: Dream house

### 1 Vocabulary

Find the words and write them under the pictures.



kitchen



door



roof



window



Garden



bed room

**Key Language**  
There is/are  
There is a tree.

**Vocabulary**  
front door, wall, gate  
balcony, swimming  
pool, tree

### 2 Read

Read about Peter's dream house. How many rooms are there?

#### My Dream House

This is my dream house. It is big.  
The walls are white. The roof is black.  
There is a balcony. There is a garden  
with a gate. There is a tree and a  
swimming pool. There are five  
bedrooms and two bathrooms.  
There is a big kitchen and a living  
room. I love my dream house!



### 3 Read

- 1 The
- 2 The
- 3 The
- 4 The
- 5 The
- 6 The

### 4 Write

Draw

### 5 Write

Write

This is my d

There is/are

The walls o

I like my d



### Key Language

#### Prepositions

My pen is **on** the desk.

#### Vocabulary

lamp, bear, bag, pen, picture, desk



next to

bed

in on under

### 3 Practice

Look at the pictures on page 13. Write **in**, **on**, **under**, or **next to**.

- 1 The book is in the bag.
- 2 The bear is on the bed.
- 3 The clock is next to the lamp.
- 4 The sofa is next to the picture.
- 5 The pens are on the pot.
- 6 The plants are on the table.
- 7 The books are in the desk.
- 8 The table is next to the sofa.

### 4 Talk

Ask your partner questions about the pictures on page 13.

Where is the bear?

The bear is on the sofa.

### Language Tip

Say where things are:

**in, on, under, next to**

The book is **on** the table.

### 5 Talk

Look at the two pictures. What is different? Find five things.



### Speaking Tip

Practice saying these words:

**p**

pen  
picture  
palace

**b**

bag  
bear  
bedroom

In picture A, the bear is next to the bag.

In picture B, the bear is on the chair.



## Lesson 6: My family

**1 Vocabulary**  
Match the words to make family pairs.



mother — grandfather  
sister — uncle  
aunt — father  
grandmother — brother



**Key Language**  
Have  
I **have** a brother.

**Vocabulary**  
mother, father, sister,  
brother, aunt, uncle,  
cousin, grandmother,  
grandfather

**Vocabulary**  
**cousin:** child of your aunt or  
uncle

### 2 Read

Read about families. Match the texts to the pictures.

A

**Kate**

I have a big family. I live with  
my mother, father, brother,  
and grandmother and  
grandfather. We have  
a big house.

B

**Jenny**

I have a small family.  
My father's name is Jack.  
My mother's name is Helen.  
I don't have any brothers or  
sisters.

C

**Mark**

I have a small family. We live  
in a small flat. I have one  
brother. His name is Tim.

1



B

2



A

3



C



### Key Language

Have  
I **have** a brother.

### Vocabulary

mother, father, sister,  
brother, aunt, uncle,  
cousin, grandmother,  
grandfather

### Vocabulary

**cousin:** child of your aunt or  
uncle

### Mark

a small family. We live  
in a flat. I have one  
brother. His name is Tim.



### Language Tip

I **have**  
You **have**

We **have**  
They **have**

He **has**  
She **has**

I **have** a brother.  
She **has** a brother.

### 3 Practice

Write **have** or **has** in the sentences.

- 1 I have a big family.
- 2 We have five people in our family.
- 3 Omar has two brothers.
- 4 Zainab has ten cousins.
- 5 Saif and Nasir have three aunts and uncles.

### 4 Write

Write sentences about your family.

I have a two sisters. I don't have brother. I have  
a small family we are three sister only.  
I live with my mother, father and sister.  
I live in the flat









## Lesson 7: My bedroom

### 1 Vocabulary

Write the correct words under the pictures.

on in next to under



### 2 Talk

Look at the pictures. What do you see?

plant

pot

sofa

laptop

clock

book

bed



### Key Language

Prepositions

My pen is on the desk.

### Vocabulary

lamp, bear, bag, pen, picture, desk

### 3 Practice

Look at the picture

- The book is on
- The bear is on
- The clock is on
- The sofa is on

### 4 Talk

Ask your partner

Where is the

### 5 Talk

Look at the two

A



### Speaking Tip

Practice saying these

pen  
picture  
palace

b  
b  
b  
b



Language  
ons (where)  
is Ben?

ary  
m, living room,  
m, kitchen,  
om, garden

### 3 Listen Track 2

Listen and circle the correct word.

- 1 Sam is in the kitchen / bathroom.
- 2 Mark is in the living room / dining room.
- 3 Rachel is in the garden / bedroom.
- 4 Hessa is in the dining room / kitchen.

#### Listening Tip

Read the sentences before you listen.

#### Language Tip

Where + be + subject

Where is Sam?

#### 4 Practice

Make sentences.

- 1 Dana / Where / is? *Where is Dana?*
- 2 Where / the boy? / is? *Where is the boy?*
- 3 the garden / Sam / in / is? *Sam is in the garden?*
- 4 is / in / Hessa / the kitchen *Hessa is in the kitchen*

#### 5 Talk

Ask and answer questions with your partner.

Aya



Dana




Where is Mike?

Mike is in the bathroom.

Mike



Harry



Hessa



Sam





## Lesson 4: Rooms

### 1 Vocabulary

Write the correct words under the pictures.

kitchen      bedroom      garden  
living room      dining room      bathroom



Bed room



Garden



Dining room



Living room



Kitchen



Bathroom

### 2 Vocabulary

Unscramble the words.

- |              |                    |               |                    |
|--------------|--------------------|---------------|--------------------|
| 1 debmoor    | <u>Bed room</u>    | 4 chenkit     | <u>Kitchen</u>     |
| 2 iving oorm | <u>Living room</u> | 5 gindin moor | <u>Dining room</u> |
| 3 moorthab   | <u>Bath room</u>   | 6 nedgar      | <u>Garden</u>      |

### Key Language

Questions (where)  
**Where is Ben?**

### Vocabulary

bedroom, living room,  
bathroom, kitchen,  
dining room, garden

### 3 Listen Track 2

Listen and Click

- 1 Sam is in the
- 2 Mark is in the
- 3 Rachel is in the
- 4 Hessa is in the

### Language Tip

Where + be +

**Where is Sam?**

### 5 Talk

Ask and answer

Aya



Mike





**Key Language**  
To be  
**They are** from Dubai.

**Vocabulary**  
Teacher, student, teacher,  
from, England, India

#### 4 Practice

Complete the tables.

Check your answers.  
How many are correct?

— ✓

Positive	Negative
I <u>am</u> .	I <u>am not</u> .
He <u>is</u> .	He <u>is not</u> .
She <u>is</u> .	She <u>is not</u> .
It <u>is</u> .	It <u>is not</u> .
You <u>are</u> .	You <u>are not</u> .
We <u>are</u> .	We <u>are not</u> .
They <u>are</u> .	They <u>are not</u> .

#### 5 Talk

Talk about the people.  
Choose names and  
where they are from.

She is from...



Name: Rose

1



Name: Al Mansoori family

2



Name: Amanda

3

#### 6 Write

Write about 1, 2 or 3.  
Use words from the box.

Her name is

They are

She is

She is not

Rose she is from London  
from the United Arab Emirates  
from England  
from India



## Lesson 3: Language focus


### 1 Read

Match the pictures to the texts.

Hello. My name is Hessa.  
I am a student.  
I am from Ras Al Khaimah.  
I live in a villa by the sea.

Hello. We are the Jones family.  
We are from England.  
We live in a flat in London.

Hi. My name is Abdul.  
I am from India. I am a  
teacher. I live in a flat in Sharjah.



### Key Language

To be  
**They are** from Dubai.

### Vocabulary

sea, student, teacher,  
from, England, India

### 2 Practice

Read again. Write the correct words on the lines.

am are am is is

### 3 Read

Read the sentences. Are they true (T) or false (F)?

- 1 Hessa is a student.
- 2 Hessa is not from Sharjah.
- 3 The Jones family are from India.
- 4 Abdul is not a student.
- 5 Abdul is a teacher.

<input type="radio"/> T	<input type="radio"/> F
<input type="radio"/> T	<input type="radio"/> F
<input type="radio"/> T	<input type="radio"/> F
<input type="radio"/> T	<input type="radio"/> F
<input type="radio"/> T	<input type="radio"/> F



**Key Language**  
Possessive adjectives  
Her house is big.

**Vocabulary**  
wood, stone, glass,  
door, windows, roof,  
big, small, tall



made of Glass

Omar



small.  
e. The  
oor is  
stone.

m

### 3 Read

Read again. Circle the correct words below.

#### Omar's house

- a His house is a flat / villa.
- b His roof / door is red.
- c His door is made of glass / wood.

#### Mary's house

- a Her house is big / small.
- b Her roof / door is orange.
- c Her roof is made of wood / stone.

#### Tom's house

- a His house is a villa / flat.
- b His door is made of stone / wood.
- c His flat is red / brown.

### 4 Practice

Complete the table with the correct words from the box.

their her his

I	my
he	
she	
they	

#### Language Tip

My house is big.  
Her house is big.  
His house is big.  
Our house is big.  
Their house is big.

### 5 Write

Write sentences about the houses.



\_\_\_\_\_ house is big.

It is made of stone

The roof is black



This \_\_\_\_\_ house is small

It is made of glass

The roof is black



**Key Language**  
Possessive adjectives  
Her house is big.

**Vocabulary**  
wood, stone, glass,  
door, windows, roof,  
big, small, tall



c) It is made of Glass

Omar



is small.  
nge. The  
e door is  
e of stone.

Tom

**3 Read**  
Read again. Circle the correct word below.

**Omar's house**

- a His house is a flat villa.
- b His roof / door is red.
- c His door is made of glass / wood.

**Mary's house**

- a Her house is big / small.
- b Her roof / door is orange.
- c Her roof is made of wood / stone.

**Tom's house**

- a His house is a villa / flat.
- b His door is made of stone / wood.
- c His flat is red / brown.

**4 Practice**  
Complete the table with the correct words  
from the box.

their her his

I	my
he	
she	
they	

**Language Tip**

**My** house is big.  
**Her** house is big.  
**His** house is big.  
**Our** house is big.  
**Their** house is big.

**5 Write**

Write sentences about the houses.



This house is big.

It is made of stone

The roof is Black



This house is Small

It is made of glass

The roof is Black



# Unit 1: Homes

## Lesson 1: My home

### 1 Talk

Look at the houses. Which one do you like?

A



B



C



D



**Vocabulary**  
palace, hut, villa, flat,  
live, house

### 2 Vocabulary

Write the words in the box next to the correct letter.

palace

villa

hut

flat

a

villa

c

hut

b

Palace

d

Flat



### 3 Listen Track 1

Listen to the students talk about where they live.  
Match the student to the correct picture (A-D)

Amal

Pedro

Anna

Jane

### 4 Talk

Share your answers from Activity 3.

Amal lives in Dubai.  
He lives in a...

Anna lives...


### 5 Talk

Ask your classmates 'Where do you live?' and complete the table.  
Then tell your partner about your classmates.

Name	Type of house
Shahad	Flat
Sameera	villa
hamada	Flat
hessa	villa

#### Language Tip

I live in a house.  
He lives in a house.  
She lives in a house.  
We live in a house.  
They live in a house.





## Lesson 2: Different homes

### 1 Vocabulary

Complete the sentences with the words from the box.

glass

stone

wood

### Key Language

Possessive adjectives  
Her house is big.

### Vocabulary

wood, stone, glass,  
door, windows, roof,  
big, small, tall



a) It is made of stone

b) It is made of wood

c) It is made of glass

### 2 Read

Read the texts. Which house do you like?

This is Omar's house. His house is big. It is made of stone. The roof is red. The door is brown. The windows are made of glass. The door is made of wood.



Mary



This is Mary's house. Her house is small. The roof is blue. The door is orange. The windows are made of glass. The door is made of wood. The roof is made of stone.

This is Tom's house. His house is a flat. The building is red. The door is orange. The windows are made of glass. The door is made of wood. The roof is black. His house is tall!

Tom



Omar's house  
a  
b  
c

5 W



It is made

The roof



### 3 Listen Track 1

Listen to the students talk about where they live.  
Match the student to the correct picture (A-D)

Amal

Pedro

Anna

Jane

### 4 Talk

Share your answers from Activity 3.

Amal lives in Dubai.  
He lives in a...

Anna lives...

### 5 Talk

Ask your classmates 'Where do you live?' and complete the table.  
Then tell your partner about your classmates.

Name	Type of house
Shahad	Flat
Sameera	villa
hamada	Flat
hessa	villa

### Language Tip

I live in a house.

He lives in a house.

She lives in a house.

We live in a house.

They live in a house.





# Unit 1: Homes Lesson 1: My home

1 Talk  
Look at the houses. Which one do you like?



She lives in a villa.  
**Vocabulary**  
palace, hut, villa, flat,  
live, house

## 2 Vocabulary

Write the words in the box next to the correct letter.

palace

villa

hut

flat

a villa

c hut

b Palace

d Flat



## Lesson 2: Different homes

### 1 Vocabulary

Complete the sentences with the words from the box.

glass      stone      wood

**Key Language**  
Possessive adjectives  
Her house is big.

**Vocabulary**  
wood, stone, glass,  
door, windows, roof,  
big, small, tall



a) It is made of stone

b) It is made of wood

c) It is made of glass

### 2 Read

Read the texts. Which house do you like?

This is Omar's house. His house is big. It is made of stone. The roof is red. The door is brown. The windows are made of glass. The door is made of wood.



Omar



Mary

This is Mary's house. Her house is small. The roof is blue. The door is orange. The windows are made of glass. The door is made of wood. The roof is made of stone.

This is Tom's house. His house is a flat. The building is red. The door is orange. The windows are made of glass. The door is made of wood. The roof is black. His house is tall!



Tom

Omar's ho

a His  
b His  
c His

4

C  
fr

5

V

This

It is ma

The roof