

نموذج تدريبي للاختبار النهائي وفق الهيكل الوزاري



تم تحميل هذا الملف من موقع المناهج الإماراتية

موقع المناهج ← المناهج الإماراتية ← الصف الخامس ← لغة انجليزية ← الفصل الثالث ← ملفات متنوعة ← الملف

تاريخ إضافة الملف على موقع المناهج: 2025-06-02 17:57:02

ملفات اكتب للمعلم اكتب للطالب | اختبارات الكترونية | اختبارات | حلول | عروض بوربوينت | أوراق عمل
منهج انجليزي | ملخصات وتقارير | مذكرات وبنوك | الامتحان النهائي | للمدرس

المزيد من مادة
لغة انجليزية:

إعداد: مدرسة درب السعادة

التواصل الاجتماعي بحسب الصف الخامس



صفحة المناهج
الإماراتية على
فيسبوك

الرياضيات

اللغة الانجليزية

اللغة العربية

التربية الاسلامية

المواد على تلغرام

المزيد من الملفات بحسب الصف الخامس والمادة لغة انجليزية في الفصل الثالث

أوراق عمل نهائية وفق الهيكل الوزاري

1

مراجعة هيكل الامتحان النهائي لمادة اللغة الإنجليزية أكسس 2.2 Access مع الحل

2

مراجعة نهائية writing and Reading قراءة وكتابة وفق الهيكل الوزاري منهج أكسس متبوعة بالحل

3

الدليل الإرشادي (الهيكل الوزاري 2025) للقواعد المقررة في الامتحان النهائي المسار المتقدم

4

الدليل الإرشادي (الهيكل الوزاري 2025) للقواعد المقررة في الامتحان النهائي

5



Student's name:
Grade 5/

Reading comprehension

Learning Outcomes: Read and understand the overall meaning of simple texts on familiar and concrete topics.

Text 1:

Water is very important for life. People, animals, and plants all need water to live. We drink water every day to stay healthy. Plants need water to grow. Without water, plants will die. Animals also need water to drink and stay clean. Water can be found in lakes, rivers, and oceans. We can also get water from rain. Scientists study water to keep it clean and safe. Dirty water can make people and animals sick. That is why we must take care of our water. We should not throw trash in rivers or lakes. We can help by using only the water we need. Turning off the tap when we brush our teeth saves water. Every small action can help keep water clean. Water is a big part of science and life. By learning about water, we learn how to protect our world.

1. Why do people need water?
 - A. To watch TV
 - B. To stay healthy
 - C. To play games
2. What happens to plants without water?
 - A. They grow faster
 - B. They fly
 - C. They die
3. Where can water be found?
 - A. In the sky only
 - B. In lakes, rivers, and oceans
 - C. In books
4. How do animals use water?
 - A. To sleep
 - B. To drink and stay clean
 - C. To fly



5. What do scientists do with water?

- A. Play with it
- B. Make toys
- C. Study it to keep it clean and safe

6. What can dirty water do?

- A. Make people and animals sick
- B. Make flowers
- C. Taste sweet

7. How can we help save water?

- A. Leave the tap on
- B. Use only the water we need
- C. Pour water on the floor

8. What should we not do?

- A. Throw trash in rivers
- B. Drink water
- C. Grow plants

Text 2:

Some people become famous because they do things that help the world. One of them is Thomas Edison, who invented the light bulb. His invention helped people see in the dark without using candles. Another famous person is Marie Curie. She was a scientist who discovered two important elements and helped people understand radioactivity. Her work saved many lives. Martin Luther King Jr. is also remembered around the world. He gave powerful speeches and worked hard to make sure people were treated equally, no matter their skin color. These people are known for their hard work, big ideas, and helping others.

1. What did Thomas Edison invent?

- A. Airplane
- B. Light bulb
- C. Radio

2. What was Marie Curie's job?

- A. Doctor
- B. Teacher
- C. Scientist



3. What did Martin Luther King Jr. fight for?
 - A. Equality
 - B. More inventions
 - C. A new law

4. How did Thomas Edison's invention help people?
 - A. It helped them cook faster
 - B. It helped them see in the dark
 - C. It helped them talk on the phone

5. What did Marie Curie discover?
 - A. Electricity
 - B. Fire
 - C. Important elements

6. What is Martin Luther King Jr. remembered for?
 - A. Writing books
 - B. Helping all people be treated fairly
 - C. Building schools

7. What do the people in the story have in common?
 - A. They were all teachers
 - B. They all liked to travel
 - C. They all helped the world

8. Which word best describes all three people?
 - A. Famous
 - B. Funny
 - C. Quiet

Reading comprehension

Learning Outcomes: Read and identify specific information in simple texts on familiar and concrete topics.

Text 3:

Famous People Who Made a Difference

Many people become famous because of their actions and ideas. One of them is Nelson Mandela. He lived in South Africa and fought against unfair laws that treated people differently because of their race. He spent many years in prison but never



gave up. Later, he became the first Black president of South Africa and worked for peace.

Amelia Earhart was another inspiring person. She was the first woman to fly alone across the Atlantic Ocean. Amelia showed the world that women could be brave and do great things too. She encouraged others to follow their dreams.

Albert Einstein was a famous scientist who changed the way we understand space and time. Even though he had trouble in school when he was young, he kept learning and never gave up.

These people are remembered not just for being famous, but for working hard and making the world better.

1. Where did Nelson Mandela live?
A. Canada
B. South Africa
C. England
2. What did Nelson Mandela fight against?
A. War
B. Hunger
C. Unfair laws
3. What was Amelia Earhart the first woman to do?
A. Drive a race car
B. Fly across the Atlantic alone
C. Win a science award
4. What did Amelia Earhart encourage people to do?
A. Study math
B. Travel the world
C. Follow their dreams
5. Who was Albert Einstein?
A. An artist
B. A teacher
C. A scientist



6. What was special about Albert Einstein's early life?

- A. He won many contests
- B. He had trouble in school
- C. He was a great athlete

7. What do all three people have in common?

- A. They were born in the same year
- B. They helped change the world
- C. They became teachers

8. What is the main idea of the text?

- A. Famous people often become rich
- B. People can be famous for doing good things
- C. Being famous is easy

Text 4:

The Importance of Planting Trees

Trees are very important for the Earth and for all living things. They help clean the air by taking in carbon dioxide and giving out oxygen. People and animals need oxygen to breathe, so trees help keep us alive. Trees also give shade on hot days and help cool the environment.

Planting trees can help stop soil from washing away when it rains. Their roots hold the soil together and prevent floods. Trees also provide homes for birds, insects, and other animals. In many places, people grow fruit trees to get apples, oranges, and other healthy foods.

When people cut down too many trees, it hurts the planet. That's why planting new trees is so important. It helps fix the damage and makes the world a better place to live.

Many schools and communities organize tree-planting days. It's a great way for kids and adults to work together and help nature. Even planting one tree can make a big difference!



1. What do trees take in from the air?
 - A. Oxygen
 - B. Nitrogen
 - C. Carbon dioxide
2. What do trees give out that people need?
 - A. Smoke
 - B. Oxygen
 - C. Water
3. How do trees help cool the environment?
 - A. By storing ice
 - B. By giving shade
 - C. By blowing wind
4. What do tree roots help stop?
 - A. Wind
 - B. Fire
 - C. Soil erosion
5. What kind of food do some trees provide?
 - A. Candy
 - B. Fruit
 - C. Bread
6. Why is cutting down too many trees a problem?
 - A. It makes trees grow faster
 - B. It helps animals find homes
 - C. It hurts the planet
7. What do schools and communities do to help nature?
 - A. Cut trees
 - B. Plant trees
 - C. Pick flowers
8. What is the main idea of the passage?
 - A. Trees are fun to climb
 - B. Trees are dangerous
 - C. Planting trees is important for the Earth



Reading comprehension

Learning Outcomes: Read and understand some details in short texts on familiar and concrete topics.

Text 5:

Natural Places for Animals in the UAE

The United Arab Emirates (UAE) is home to many animals that live in deserts, mountains, and coastal areas. These natural places are important because they provide shelter, food, and water for wild animals.

One important natural area is the Dubai Desert Conservation Reserve. It helps protect desert animals like the Arabian oryx, gazelles, and desert foxes. These animals are adapted to live in hot, dry weather with little water.

Another special place is the Hatta Mountains. These Rocky Mountains are home to animals such as mountain goats, lizards, and different kinds of birds. Many birds make nests in the cliffs where they are safe from predators.

The Mangrove forests near Abu Dhabi and other coastal cities are also important. Mangroves grow in salty water and protect the land from waves. Many sea creatures like crabs, fish, and even flamingos live in these wetlands.

The UAE works hard to protect these areas. There are rules to stop people from harming the animals or polluting their homes. Visitors are welcome to see the animals, but they must be careful and respectful.

Natural places in the UAE are not only beautiful but also help keep animals safe. Protecting these places helps protect the future of wildlife.

1. Where do Arabian oryx live in the UAE?
 - A. In the mountains
 - B. In the mangroves
 - C. In the desert
2. What kind of weather do desert animals live in?
 - A. Cold and rainy
 - B. Hot and dry
 - C. Wet and windy



3. What animals live in the Hatta Mountains?
 - A. Sharks and dolphins
 - B. Camels and snakes
 - C. Goats and birds
4. Where do birds build nests in the mountains?
 - A. In trees
 - B. In the cliffs
 - C. On the sand
5. What grows in salty water near Abu Dhabi?
 - A. Palm trees
 - B. Cactus plants
 - C. Mangroves
6. What animals can be found in mangrove forests?
 - A. Fish and flamingos
 - B. Lions and tigers
 - C. Bears and wolves
7. What is the main reason natural places are protected in the UAE?
 - A. To build more homes
 - B. To keep animals safe
 - C. To make money
8. What should visitors do when they visit natural areas?
 - A. Feed the animals
 - B. Catch animals
 - C. Be careful and respectful

Reading comprehension

Outcomes: Identify the main idea of a section of simple and some complex, extended text when explicitly stated.

Text 6:

Sustainability and Science in the UAE

The United Arab Emirates (UAE) is working hard to build a better future by using science to support sustainability. Sustainability means using resources wisely so that future generations can enjoy a healthy planet.



One great example is Masdar City in Abu Dhabi. It is a special city that uses solar power and wind energy instead of oil or gas. The buildings are designed to stay cool using natural air instead of air conditioners. People in Masdar City walk or ride electric cars to reduce pollution.

Another example is the UAE's focus on recycling and clean water. Scientists are creating new ways to reuse water for farming and clean dirty water using special machines. This is very important in a desert country with little rain.

The UAE is also teaching students about science and sustainability. Schools and universities are adding more lessons about the environment and how to protect it. The country even has Green Schools where students grow plants and learn how to save energy and water.

The UAE's leaders believe that science and education are the keys to a better future. By using clean energy, protecting nature, and teaching young people, the UAE is showing the world how science can help save the planet.

1. What is sustainability?
 - A. Wasting energy
 - B. Using resources wisely
 - C. Planting only flowers
2. Where is Masdar City located?
 - A. Dubai
 - B. Sharjah
 - C. Abu Dhabi
3. What kind of energy does Masdar City use?
 - A. Coal and oil
 - B. Solar and wind
 - C. Wood and gas
4. How do people move around in Masdar City?
 - A. By horse
 - B. By walking or using electric cars
 - C. By helicopter
5. Why is clean water important in the UAE?
 - A. Because it rains often
 - B. Because there are many lakes
 - C. Because it's a desert country



6. What are Green Schools?

- A. Schools with green walls
- B. Schools that teach how to protect the environment
- C. Schools that are only in forests

7. What do students grow in Green Schools?

- A. Animals
- B. Clothes
- C. Plants

8. What is the main idea of the text?

- A. The UAE is building new homes
- B. The UAE uses science to protect the planet
- C. The UAE is planting trees in the desert

Text 7:

Cities and Countryside: What's the Difference?


People live in many different places around the world. Some live in cities, while others live in the countryside. Both places are special, but they are very different from each other.

Cities are usually large and busy. They have tall buildings, shopping malls, schools, hospitals, and many homes close together. Cities also have more traffic, noise, and pollution because so many people and cars are in one place. In cities, people often use buses, trains, or taxis to get around. There are many job opportunities and things to do, like going to museums, parks, or restaurants.

The countryside is quieter and has more open space. There are fields, trees, and animals like cows, sheep, and horses. People in the countryside may live on farms or in small villages. Life in the countryside is usually slower and more peaceful. There is less traffic, and people often know their neighbors well.

Each place has its own advantages. Some people enjoy the excitement and fast pace of city life. Others prefer the calm and beauty of the countryside. It depends on what kind of life a person likes.

Whether you live in a city or in the countryside, both places are important and offer something special. Learning about both can help you understand how different people live.



1. What is one thing cities have more of than the countryside?
 - A. Trees
 - B. Traffic
 - C. Animals
2. Where do people usually live on farms?
 - A. In the countryside
 - B. In the city
 - C. On an island
3. Which place is known to be more peaceful?
 - A. The airport
 - B. The countryside
 - C. The city center
4. How do people often travel in cities?
 - A. On horses
 - B. By boat
 - C. By bus or train
5. What animals might you see in the countryside?
 - A. Lions and tigers
 - B. Cows and sheep
 - C. Dolphins and whales
6. Why are cities noisier than countryside?
 - A. They have fewer roads
 - B. There are more people and cars
 - C. People talk louder
7. What is one benefit of living in the countryside?
 - A. More shopping malls
 - B. A slower and quieter life
 - C. Tall buildings
8. What is the main idea of the passage?
 - A. Cities are better than the countryside
 - B. People should move to small villages
 - C. Cities and countryside are different but both are special



Text 8 :

A Fun Science Experiment: Growing a Bean Plant

Last week, Ms. Hana's fifth-grade class did a science experiment to learn how plants grow. The experiment used simple materials: a clear plastic cup, a paper towel, water, and a dry bean seed.

First, the students folded a paper towel and placed it inside the plastic cup. Then, they carefully put the bean seed between the paper towel and the cup wall so they could see it. After that, they added just a little water to keep the towel moist.

Each day, the students watched the bean seed. After two days, they saw a small white root growing from the seed. A few days later, a green shoot came out and started to grow upward. The students were excited to see the changes!

They wrote notes and drew pictures in their science journals. They learned that plants need water, air, and the right temperature to grow. Even without soil, the bean plant grew because the paper towel gave it moisture, and the cup let in sunlight.

After two weeks, the bean plants had grown tall, and some students took them home to plant in soil. The experiment helped students understand how seeds become plants and how living things grow with care.

1. What did the students put inside the plastic cup?

- A. Sand
- B. Paper towel
- C. Soil

2. What kind of seed did they use?

- A. Corn
- B. Rice
- C. Bean

3. Why was the paper towel important?

- A. It gave sunlight
- B. It gave moisture
- C. It gave food

4. What did the students see first?

- A. A green leaf
- B. A flower
- C. A white root



5. How did students record their observations?
- A. With videos
 - B. In their science journals
 - C. On the chalkboard
6. What helped the seed grow besides water?
- A. Air and sunlight
 - B. Sugar and salt
 - C. Wind and noise
7. What happened after two weeks?
- A. The plants died
 - B. The plants were eaten
 - C. The plants grew tall
8. What is the main idea of the text?
- A. How to clean a cup
 - B. How plants grow in soil
 - C. How a class did an experiment to grow a plant

Maze : Learning Outcomes : Recognise key features of text organization .
Read and identify familiar words and set phrases in short, simple texts on familiar topics.

Grammar Maze Text 1

Lina (**can / must / have to**) speak three languages. She (**can / must / have to**) help her little brother with homework every day. At school, she (**can / must / have to**) wear a uniform. Students (**can / must / have to**) eat lunch in the cafeteria. After school, Lina (**can / must / have to**) play the piano, which she does very well.

Grammar Maze Text 2

Last weekend, my family and I (**go / went / goes**) to the mountains. We (**leave / leaves / left**) early in the morning and (**drive / drove / drives**) for two hours. When we (**arrive / arrived / arrives**), the weather was sunny and cool. My brother (**take / took / takes**) pictures while I (**climb / climbed / climbs**) a small hill.



Later, we **(have / had / has)** lunch near a beautiful lake. We **(eat / ate / eats)** sandwiches and fruit. After lunch, we **(walk / walked / walks)** around the lake and saw ducks swimming. In the evening, we **(return / returned / returns)** home tired but happy. It was a fun day, and we **(enjoy / enjoyed / enjoys)** every minute of it!

Grammar Maze Text 3

(Be / Is / Are) careful when you cross the street! That's what my mom always says. She says, "**(Look / Looks / Looking)** both ways before crossing." I always listen. My name is Rami. I **(am / is / are)** 10 years old. My sister and I **(is / are / am)** students in Grade 5. Our parents **(is / are / am)** kind and always help us. My sister is very smart. She says, "**(Do / Does / Doing)** your homework before you play!" I laugh, but I know she is right. At school, our teachers say, "**(Be / Is / Are)** quiet in class," and "**(Listen / Listens / Listening)** carefully!" My friends and I try to follow all the rules. We **(am / is / are)** always respectful. Life is better when you follow good advice. So remember: **(Be / Is / Are)** kind, be safe, and be your best every day!

Grammar Maze Text 4

My name is Sara. I **(live / lives / living)** in a small town with my family. Every day, I **(wake / wakes / waking)** up at 6:30 a.m. My dad **(drive / drives / driving)** a bus, and my mom **(work / works / working)** at a bakery. She **(make / makes / making)** fresh bread every morning. After breakfast, I walk to school with my brother. We **(go / goes / going)** to the same school. Our teacher **(teach / teaches / teaching)** us math, science, and English. At school, I always **(do / does / doing)** my best and **(study / studies / studying)** hard. In the evening, we **(eat / eats / eating)** dinner together and then **(watch / watches / watching)** a family movie. My little brother **(like / likes / liking)** cartoons, so we usually choose one for him.

Grammar Maze Text 5

(Where / What / When) do you usually go after school? I like to go to the park **(near / on / behind)** my house. It's a **(big / bigger / biggest)** park with tall trees and a small pond. My friends and I play soccer **(in / under / behind)** the trees or ride our bikes around the path. My best friend is Adam. He is a **(fun / funny / funnier)** person who always makes me laugh. **(Who / When / Why)** is your best friend? We sit together **(at / in / on)** school and help each other with homework. Our teacher is very **(kind / kinder / kindest)**. She explains everything clearly and answers all our questions. Sometimes she asks, **(What / Who / How)** do you solve this problem? At home, I do my homework **(before / between / beside)** dinner. My room is small but very **(clean / cleaner / cleanest)**. My books are **(on / under / between)** the desk and the chair.



Grammar Maze Text 6

I **(have / has / having)** breakfast at 7:00 a.m. every day. I **(always / never / soon)** eat something healthy in the morning. My sister **(has / have / had)** a glass of milk and **(some / many / few)** cereal before school. She doesn't eat **(much / many / few)** sugar because it's not good for her. My dad **(have / has / is having)** coffee and **(a little / many / few)** toast. He **(sometimes / yesterday / always)** reads the news while eating. My mom is very busy in the morning, but she **(have / has / had)** tea and fruit. After breakfast, we get ready for school and work. We **(often / last / much)** walk together to the bus stop. At school, I **(have / has / having)** lunch at 12:30. I usually eat rice and vegetables and drink **(some / many / a few)** juice. In the evening, my family and I **(have / has / had)** dinner together. We **(usually / now / never)** talk about our day. I **(have / has / had)** fun when we share stories.

Writing

Learning Outcomes:

- Plan ideas before writing.
- Use basic language structures in writing.
- Apply spelling rules and conventions when writing.
- Write short, simple texts on familiar topics.
- Infer complex information
- needed for comprehension when it is not
- directly stated in complex, extended texts.
- Consider how information from
- extended texts can be used after reading
- or listening.

1- Science

Part 1: Predictions

Question:

You are going to investigate how different materials affect the melting rate of an ice cube. You place identical ice cubes on a metal tray, a plastic tray, and a wooden tray.



Predict:

Which material do you think will make the ice cube melt fastest? Explain your reasoning.

Part 2: Plan

Question:

Write a plan for how you would carry out the experiment described above. Make sure to include:

- The equipment you would need
- The steps you would follow

Part 3: Paragraph


Question:

Write a paragraph explaining what you learned from the experiment and why the results happened.

Almanahj.com

2025 2024

موقع المنهج



Part 4:

Read the following text:

Scientists wanted to know how different colours affect the absorption of heat. They placed identical cans of water under a heat lamp. One can was painted black, another white, and another silver. They measured the water temperature every 5 minutes for 30 minutes. The black can's water heated up the most, while the silver can's water stayed the coolest. This showed that darker colours absorb more heat, while lighter colours reflect it.

Question 1 (Inference):

Why did the scientists use cans that were the same size and shape?

Question 2 (Justification):

How do you know that darker colours absorb more heat?

2- Famous People

Part 1: Prediction

Question:

You are going to learn about a famous person who made a big impact in history. Before you read or research, make a prediction about what kind of qualities a person needs to become famous for positive reasons.



Part 2: Plan

Question:

You are going to write a short biography of a famous person of your choice (e.g., an inventor, leader, athlete, or artist). Write a plan for your paragraph. Include:

- Who you will write about
- Key facts you will include (birth, achievements, etc.)
- What structure your paragraph will follow

Part 3: Paragraph

Question:

Write a paragraph about the famous person you planned in Part 2.



Part 4:

Read the following text:

Nelson Mandela was a South African leader who became known around the world for his fight against apartheid, a system of racial segregation. He spent 27 years in prison for his beliefs. After being released in 1990, Mandela worked to bring peace and unity to South Africa. In 1994, he became the country's first Black president. He is remembered for his courage, forgiveness, and leadership.



Question 1 (Inference):

Why do you think Mandela was respected by people around the world?

Question 2 (Justification):

What part of the text shows that Mandela was a forgiving leader?

3- Animals

Part 1: Prediction

Question:

You are going to learn about an animal that has special features to survive in the wild. Before you read or research, predict what kind of adaptations animals might have to survive in different environments (desert, ocean, arctic, jungle, etc.).

Part 2: Plan

Question:

You are going to write an informational paragraph about an animal of your choice. Write a plan for your paragraph. Include:

- The animal you will write about
- Key facts you will include (habitat, diet, adaptations, etc.)
- What structure your paragraph will follow



Blank area for writing the paragraph.

Part 3: Paragraph

Question:

Write a paragraph about the animal you planned in Part 2.

Blank lines for writing the paragraph.

[illegible]

Part 4:

Read the following text:

Kangaroos are marsupials that live in Australia. They are known for their strong back legs and large feet, which help them jump great distances. Kangaroos use their tails for balance and support. Baby kangaroos, called joeys, grow inside their mother's pouch after they are born. Kangaroos usually live in grassy areas and eat plants. They can move quickly to escape predators and often travel in groups called mobs.

Question 1 (Inference):

Why do kangaroos need strong back legs?



Question 2 (Justification):

How do you know that baby kangaroos are not fully developed when they are born?

4- A Famous Person from the UAE

Part 1: Prediction

Question:

You are going to learn about a famous person from the UAE. Before you read or write, predict:


What kind of achievements might make someone famous in the UAE?

Part 2: Plan

Question:

You are going to write a paragraph about a famous person from the UAE. Make a plan for your writing. Include:


- Who you will write about
- Key facts (background, achievements, contributions)
- Structure of your paragraph




Part 3: Paragraph

Question:

Write a paragraph about the famous person you planned in Part 2.





Part 4:

Read the following text:

Sheikha Lubna Al Qasimi is one of the most influential women in the UAE. She became the first woman to hold a ministerial position in the UAE government in 2004, serving as Minister of Economy. Later, she also held roles as Minister of Foreign Trade and Minister of State for Tolerance. Sheikha Lubna is known for promoting women's rights, education, and tolerance. She has been praised internationally for her leadership and service to the UAE.

Question 1 (Inference):


Why do you think Sheikha Lubna is considered a role model?









Question 2 (Justification):

What part of the text shows she helped make history in the UAE?

Supporting worksheets : Vocabulary

Match the words with the correct pictures:

1	Forest	
2	Rabbit	
3	Camel	
4	Eagle	
5	Plants	
6	Leaves	
7	Scientists	

8	Grandfather	
9	Uncle – aunt	
10	Modern	
11	Old	
12	Microscope	
13	City	
14	Countryside	
15	Merchant	



Grammar:

1. Can (Ability)

Use: To say what someone is able to do.

Example: I can swim. / She can speak English.

2. Have / Has (Possession)

Use: To show what someone owns or has.

Example: I have a pencil. / He has a book.

3. Must (Obligation/Necessity)

Use: To show something is very important or required.

Example: You must do your homework. / We must wear our seatbelts.

4. Past Simple

Use: To talk about things that happened in the past.

Regular Example: I played soccer yesterday.

Irregular Example: She went to the park.

5. Verb to Be – Negative

Use: To say someone or something is not something.

Example: I am not tired. / He is not at school. / They are not here.

6. Imperatives (Commands)

Use: To give orders or advice.

Example: Sit down. / Don't run. / Be quiet.

7. Like / Dislike / Enjoy

Use: To talk about your feelings or preferences.

Examples:

I like apples.

She doesn't like noise.



We enjoy reading stories.

8. Wh- Questions

Use: To ask for specific information.

Examples:

What is your name?

Where do you live?

Who is your teacher?

When do you wake up?

Why are you sad?

How do you go to school?

9. Simple Adjectives

Use: To describe nouns (people, places, or things).

Examples:

The blue car

A happy child

An old house

10. Prepositional Phrases

Use: To show location or time.

Examples:

The book is on the table.

I sleep at night.

She is sitting next to me.



11. Adverbs of Time

Use: To show when something happens.

Examples:

I always brush my teeth.

He usually walks to school.

They never eat late.

12. Simple Present Tense

Use: To talk about habits, routines, or facts.

Examples:

I go to school every day.

She plays the piano.

We eat lunch at noon.

13. Quantifiers with Uncountable Nouns

Use: Words that show amount with things you can't count.

Examples:

I have some water.

She doesn't have much sugar.

We need a little milk.

End of training form

GOOD LUCK