تحضير اختبار نهاية الفصل للغة الإنجليزية

تم تحميل هذا الملف من موقع المناهج الإماراتية

موقع المناهج ⇦ المناهج الإماراتية ⇦ الصف الخامس ⇦ لغة انجليزية ⇦ الفصل الأول ⇦ اختبارات ⇦ الملف

تاريخ إضافة الملف على موقع المناهج: 2026-11-24 10:18:31

المزيد من مادة لغة انجليزية: ملفات ا كتب للمعلم ا كتب للطالب ا اختبارات الكترونية ا اختبارات ا حلول ا عروض بوربوينت ا أوراق عمل منهج انجليزي ا ملخصات وتقارير ا مذكرات وبنوك ا الامتحان النهائي ا للمدرس

إعداد: Omran Heba

التواصل الاجتماعي بحسب الصف الخامس

صفحة المناهج الإماراتية على فيسبوك

المواد على تلغرام | التربية الاسلامية | اللغة العربية | اللغة الانجليزية | الرياضيات

المزيد من الملفات بحسب الصف الخامس والمادة لغة انجليزية في الفصل الأول

1	تحضير اختبار نهاية الفصل للغة الإنجليزية
2	أوراق عمل مراجعة في مهارات القراءة
3	دليل مراجعة المفردات المصور للغة الإنجليزية
4	اختبار تجريبي نهاية الفصل
5	مراجعة نهائية لمفردات نهاية الفصل

تحميل تطبيق المناهج للهواتف الذكية	
تطبيق المناهج على Store App (آبل)	تطبيق المناهج على Play Google (أندرويد)

UNITED ARAB EMIRATES
MINISTRY OF EDUCATION

Al Raefa Boys School
Cycle 2,3
2026-2027

الميثاق الوطني للتعليم

EOT 1
G5. English
Exam Preparation

2026-2027

Mrs Heba Omran

Vocabulary

Question type	Q	Learning Outcome	Part	Task Description	Construct Limits	Theme & Language Focus
أسئلة اختيار من متعدد Multiple Choice Questions	Q1 Q2 Q3 Q4 Q5	ENG.01.RV.S.3.3	1 - Vocabulary	Match the word to the correct picture. There are five pictures you do not need.	• 5 words, 10 images, 5 of which are the correct answer, 5 distractors	Exciting Adventures: stranded, lost, canyon, river, decision, frightened Curious Creatures and Extraordinary Places: rain forest, desert, mountain, tiger, camel What Happens if ... ?: sandstorm, heatwave, flood, storm, temperature, heavy rain, strong wind

Theme 1: Exciting Adventures

	Vocabulary	English Meaning	المعنى بالعربية
1.	stranded	unable to leave a place or situation	عالق في مكان أو موقف
2.	lost	unable to find the way	ضائع (في طريقه)
3.	canyon	a deep valley with steep sides	واد عميق ذو جوانب شديدة الانحدار
4.	river	a large natural stream of water	نهر
5.	decision	a choice that you make	قرار
6.	solution	an answer to a problem	حل
7.	frightened	feeling afraid or scared	يشعر بالخوف / مرعوب

Theme 2: Curious Creatures and Extraordinary Places

	Vocabulary	English Meaning	المعنى بالعربية
1.	rainforest	a thick forest with lots of rain	غابة مطيرة
2.	desert	a very dry area with little rain	صحراء
3.	mountain	a very high area of land	جبل
4.	beach	an area of sand or small stones beside the sea	شاطئ
5.	tiger	a large wild cat with orange fur and black stripes	نمر
6.	camel	a large animal with one or two humps	جمل

Theme 3: What Happens if..?

	Vocabulary	English Meaning	المعنى بالعربية
1.	sandstorm	a strong wind that carries sand	عاصفة رملية
2.	heatwave	a period of very hot weather	موجة حر
3.	flood	a large amount of water covering normally dry land	فيضان
4.	storm	very bad weather with strong wind, rain or thunder	عاصفة
5.	temperature	how hot or cold something is	درجة الحرارة
6.	weather	the condition of the air outside	حالة الجو في الخارج
7.	heavy rain	a large amount of rain falling	أمطار غزيرة
8.	strong wind	wind that blows very hard	رياح قوية

Vocabulary · Activity 1

Look at the word. Match the word to the correct picture. Choose A or B.

WORD	PICTURE A	PICTURE B
1. stranded		
2. lost		
3. canyon		
4. river		
5. decision		

Heba Omran

Vocabulary · Activity 2

WORD	PICTURE A	PICTURE B
1. solution		
2. frightened		
3. rainforest		
4. desert		
5. mountain		

Vocabulary · Activity 3

Look at the word. Match the word to the correct picture. Choose A or B.

WORD	PICTURE A	PICTURE B
1. beach		
2. tiger		
3. camel		
4. sandstorm		
5. heatwave		

Heba Omran

Vocabulary · Activity 4

WORD	PICTURE A	PICTURE B
1. flood		
2. storm		
3. temperature		
4. weather		
5. heavy rain		

Vocabulary · Activity 5

Look at the word. Match the word to the correct picture. Choose A or B.

WORD	PICTURE A	PICTURE B
1. strong wind		
2. stranded		
3. lost		
4. canyon		
5. river		

Heba Omran

Vocabulary · Activity 6

WORD	PICTURE A	PICTURE B
1. decision		
2. solution		
3. frightened		
4. rainforest		
5. desert		

Vocabulary · Activity 7

Look at the word. Match the word to the correct picture. Choose A or B.

WORD	PICTURE A	PICTURE B
1. mountain		
2. beach		
3. tiger		
4. camel		
5. sandstorm		

Heba Omran

Vocabulary · Activity 8

WORD	PICTURE A	PICTURE B
1. heatwave		
2. flood		
3. storm		
4. temperature		
5. weather		

almanahj.com/ae
2026 2025

Vocabulary · Activity 9

WORD	PICTURE A	PICTURE B
1. heavy rain		
2. strong wind		
3. stranded		
4. lost		
5. canyon		

Heba Omran

Vocabulary · Activity 10

WORD	PICTURE A	PICTURE B
1. river		
2. decision		
3. solution		
4. frightened		
5. rainforest		

Grammar

Question type	Q	Learning Outcome	Part	Task Description	Construct Limits	Theme & Language Focus
أسئلة اختيار من متعدد Multiple Choice Questions	Q6 Q7 Q8 Q9 Q10	ENG.01.RV.S.3.3	2 - Grammar	Read the text and choose the correct word(s) to complete the sentences. Choose A, B or C.	• 1 descriptive text of +/- 80 words • 3 options, one of which is the correct answer	Curious Creatures and Extraordinary Places | Describing People and Things, Describing Places, Amazing Animals and Places, Grammar: G.14.1. Past time (past simple (including verb 'to be')), G.14.3. Past time (Past continuous) , G.4.1. Clauses and phrases: defining relative clauses (who, which, that, where, there), G.5.1. Zero conditional

EOT 1 – GRAMMAR PRACTICE

Activity 1

A Visit to the Rainforest

Read the text and choose the correct word(s) to complete the sentences. Choose A, B or C.

Last Saturday, our class visited a rainforest, [1] ..... is home to many amazing animals. The weather [2] ..... warm and wet. While we [3] ..... along a narrow path, we heard a loud sound. Our guide showed us an amphibian with smooth skin. Some animals [4] ..... their body parts when they are hurt. If you [5] ..... quietly, you can see more animals.

Heba Omran

Gap	Option A	Option B	Option C
1	A. which	B. where	C. who
2	A. is	B. was	C. were
3	A. walked	B. walk	C. were walking
4	A. regrow	B. regrows	C. regrew
5	A. move	B. moved	C. are moving

almanahj.com/ae

EOT 1 – GRAMMAR PRACTICE

Activity 2

The Clever Whale

Read the text and choose the correct word(s) to complete the sentences. Choose A, B or C.

Yesterday, we watched a film about a whale [1] ..... lived near the coast. It was a special animal. While it [2] ..... for food, a boat came close. The whale [3] ..... frightened, but it quickly swam away. Whales [4] ..... air through a blowhole. If a whale [5] ..... to the surface, it can breathe.

Heba Omran

Gap	Option A	Option B	Option C
1	A. who	B. which	C. where
2	A. looked	B. looks	C. was looking
3	A. is	B. were	C. was
4	A. breathe	B. breathes	C. breathed
5	A. come	B. came	C. coming

almanahj.com/ae

EOT 1 – GRAMMAR PRACTICE

Activity 3

A Day at the Beach

Read the text and choose the correct word(s) to complete the sentences. Choose A, B or C.

Last weekend, Sara went to a beach [1] ..... had clear, blue water. She [2] ..... excited because she loves the sea. While her brother [3] ..... a sandcastle, Sara looked for shells. She found a see-through shell near a rock. Sea animals [4] ..... in clean water. If people [5] ..... rubbish on the beach, they harm sea life.

Heba Omran

Gap	Option A	Option B	Option C
1	A. who	B. which	C. where
2	A. was	B. were	C. is
3	A. built	B. builds	C. was building
4	A. survive	B. survives	C. survived
5	A. leave	B. left	C. are leaving

almanahj.com/ae 2026 2025

EOT 1 – GRAMMAR PRACTICE

Activity 4

The Desert Trip

Read the text and choose the correct word(s) to complete the sentences. Choose A, B or C.

Our family travelled to the desert last month. We visited a place [1] …… many camels live. The day [2] …… very hot. While we [3] …… across the sand, we saw a small animal. It was an amphibian that can survive in dry places. Some animals [4] …… water in their bodies. If the temperature [5] …… animals look for shade.

Heba Omran

Gap	Option A	Option B	Option C
1	A. who	B. where	C. which
2	A. is	B. were	C. was
3	A. walked	B. were walking	C. walk
4	A. store	B. stores	C. stored
5	A. rises	B. rose	C. rising

almanahj.com/ae 2026 2025

EOT 1 – GRAMMAR PRACTICE

Activity 5

Read the text and choose the correct word(s) to complete the sentences. Choose A, B or C.

At the wildlife centre, we saw a tiger [1] ..... had beautiful stripes. The keeper [2] ..... kind and helpful. While he [3] ..... the animals, he explained how they live. He showed us a special animal that can regrow part of its body. Some animals [4] ..... when they feel unsafe. If an animal [5] ..... danger, it tries to protect itself.

Heba Omran

Gap	Option A	Option B	Option C
1	A. which	B. where	C. who
2	A. were	B. was	C. is
3	A. fed	B. feeds	C. was feeding
4	A. hide	B. hides	C. hid
5	A. senses	B. sensed	C. sensing

almanahj.com/ae 2026 2025

EOT 1 – GRAMMAR PRACTICE

Activity 6

The Mountain Walk

Read the text and choose the correct word(s) to complete the sentences. Choose A, B or C.

Last spring, we climbed a mountain [1] …… was famous for its views. The path [2] …… steep, but we enjoyed the adventure. While we [3] …… near the top, dark clouds appeared. Our guide told us that strong winds can be dangerous. Birds [4] …… in trees when the weather is rough. If the wind [5] …… strongly, climbers should find a safe place.

Heba Omran

Gap	Option A	Option B	Option C
1	A. who	B. which	C. where
2	A. were	B. is	C. was
3	A. rested	B. rest	C. were resting
4	A. shelter	B. shelters	C. sheltered
5	A. blows	B. blew	C. blowing

almanahj.com/ae 2026 2025

EOT 1 – GRAMMAR PRACTICE

Activity 7

Protecting Sea Life

Read the text and choose the correct word(s) to complete the sentences. Choose A, B or C.

Last year, our school joined a beach clean-up. We visited a beach [1] …… sea turtles lay their eggs. The beach [2] …… quiet in the morning. While we [3] …… the sand, we found plastic bottles. Our teacher explained that rubbish can harm animals. Sea turtles [4] …… in the ocean. If people [5] …… plastic into the sea, animals may eat it.

Heba Omran

Gap	Option A	Option B	Option C
1	A. where	B. which	C. who
2	A. was	B. were	C. is
3	A. cleaned	B. clean	C. were cleaning
4	A. survive	B. survives	C. survived
5	A. throw	B. threw	C. throwing

almanahj.com/ae

EOT 1 – GRAMMAR PRACTICE

Activity 8

A Rainy Afternoon

Read the text and choose the correct word(s) to complete the sentences. Choose A, B or C.

Yesterday afternoon, it rained heavily in our town. The weather [1] ..... cold and wet. While I [2] ..... my homework, I heard thunder. My brother looked out of the window at the river [3] ..... runs behind our house. The water [4] ..... quickly after the heavy rain. If a river [5] ..... too full, it can flood nearby places.

Heba Omran

Gap	Option A	Option B	Option C
1	A. were	B. was	C. is
2	A. did	B. do	C. was doing
3	A. who	B. where	C. which
4	A. rose	B. rises	C. rise
5	A. become	B. becomes	C. became

almanahj.com/ae 2026 2025

EOT 1 – GRAMMAR PRACTICE

Activity 9

An Amazing Discovery

Read the text and choose the correct word(s) to complete the sentences. Choose A, B or C.

Mona visited a science museum [1] ..... had a special animal exhibition. She [2] ..... surprised by the displays. While she [3] ..... a video, she learned about gills and how fish breathe. The guide showed a creature that can survive in water and on land. Fish [4] ..... through their gills. If water [5] ..... dirty, fish may become ill.

Heba Omran

Gap	Option A	Option B	Option C
1	A. which	B. who	C. where
2	A. were	B. was	C. is
3	A. watched	B. watches	C. was watching
4	A. breathe	B. breathes	C. breathed
5	A. become	B. became	C. becomes

almanahj.com/ae 2026 2025

EOT 1 – GRAMMAR PRACTICE

Activity 10

A Visit to a Special Place

Read the text and choose the correct word(s) to complete the sentences. Choose A, B or C.

During the holiday, we visited a forest [1] ..... many unusual plants grow. It [2] ..... a beautiful place. While we [3] ..... along the path, we saw a small animal hiding under a leaf. Our guide said that some animals have special ways to protect themselves. Some plants [4] ..... in wet places. If a plant [5] ..... enough water, it grows well.

Heba Omran

Gap	Option A	Option B	Option C
1	A. which	B. where	C. who
2	A. were	B. was	C. is
3	A. walked	B. walk	C. were walking
4	A. grow	B. grows	C. grew
5	A. get	B. gets	C. got

almanahj.com/ae

Reading

Question type	Q	Learning Outcome	Part	Task Description	Construct Limits	Theme & Language Focus
أسئلة اختيار من متعدد Multiple Choice Questions	Q11	ENG.01.RV.CS.2.1	3A - Reading	Read the text and choose the correct answers. Choose A, B or C.	• 1 descriptive text of +/- 120-150 words • 8 questions with 3 options, one of which is the correct answer	Exciting Adventures | Lost in the Hajar Mountains, A Kayaking Adventure
	Q12					
	Q13					
	Q14					
	Q15	ENG.01.RV.CS.5.1				
	Q16					
	Q17	ENG.01.RV.CS.4.1				
	Q18	ENG.01.RV.CS.1.1				
	Q19	ENG.01.RV.CS.5.1	3B - Reading	Read the text and choose the correct answer. Choose A, B or C.	• 1 narrative text of +/- 120-150 words • 8 questions with 3 options, one of which is the correct answer	What Happens if ...? | Amazing Weather Around the World
	Q20					
	Q21					
	Q22					
	Q23	ENG.01.RV.CS.4.1				
	Q24					
	Q25	ENG.01.RV.CS.3.1				
	Q26	ENG.01.RV.CS.1.1				

Heba Omran

almanahj.com/ae 2026 2025

EOT 1 - Reading Practice

Worksheet 1 | Part 3A – At Grade Level Goal

Theme: Exciting Adventures: Lost in the Hajar Mountains

Lost in the Hajar Mountains

Last Friday, Omar and his family went hiking in the Hajar Mountains. They followed a clear path and enjoyed the beautiful views. After lunch, Omar stopped to take photos of a small lizard. When he looked up, his family was far ahead. He tried to follow their footprints, but he could not find the path. Omar felt frightened, so he remembered his father's advice: stay in one safe place and call for help. He used his phone, but there was no signal. Then he heard people talking nearby. He walked carefully towards the sound and found a park guide. The guide contacted Omar's family by radio. Soon, they were together again. Omar was happy and learned to stay close to his family during outdoor activities.

Heba Omran

Read the text. Choose the correct answer. Choose A, B or C.

No.	Option A	Option B	Option C
1. When did Omar go hiking?	A. Last Friday	B. Last Sunday	C. Last month
2. Where did Omar go hiking?	A. The beach	B. The Hajar Mountains	C. The desert
3. Why did Omar stop?	A. To drink water	B. To take photos	C. To eat lunch
4. What animal did Omar photograph?	A. A lizard	B. A camel	C. A bird
5. How did Omar feel when he could not find the path?	A. Excited	B. Bored	C. Frightened
6. What advice did Omar remember?	A. Run down the mountain	B. Stay in one safe place and call for help	C. Follow any path
7. Who helped Omar?	A. A park guide	B. A shopkeeper	C. A teacher
8. What is the best title for the text?	A. A Day at the Beach	B. Lost and Found in the Mountains	C. A Family Picnic

almanahj.com/ae 2026 2025

EOT 1 - Reading Practice

Worksheet 2 | Part 3A – At Grade Level Goal

Theme: Exciting Adventures: A Kayaking Adventure

A Kayaking Adventure

Mariam and her cousin went kayaking at a quiet beach. Before they started, an instructor showed them how to wear life jackets and hold the paddles. The sea was calm, and the sun was shining. They slowly moved away from the shore and saw colourful fish under the clear water. After twenty minutes, the wind became stronger. Their kayaks began to move away from each other. Mariam felt worried, but she listened to the instructor. He asked them to paddle towards a small sheltered bay. They followed his directions and reached the bay safely. They waited there until the wind became weaker. Mariam enjoyed the adventure, but she understood that safety rules are important. She decided to check the weather before her next trip.

Heba Omran

Read the text. Choose the correct answer. Choose A, B or C.

No.	Option A	Option B	Option C
1. Where did Mariam go kayaking?	A. At a quiet beach	B. On a river in a city	C. In a swimming pool
2. Who went with Mariam?	A. Her brother	B. Her cousin	C. Her teacher
3. What did the instructor show them?	A. How to catch fish	B. How to swim fast	C. How to use life jackets and paddles
4. What could they see under the water?	A. Colourful fish	B. Big boats	C. Sea plants only
5. What happened after twenty minutes?	A. It started to snow	B. The wind became stronger	C. The sea became frozen
6. Why did Mariam feel worried?	A. Her kayak moved away from the other kayak	B. She lost her paddle	C. She was hungry
7. Where did the instructor ask them to go?	A. A busy harbour	B. A sheltered bay	C. A deep cave
8. What did Mariam learn?	A. Safety rules are important	B. Kayaking is always dangerous	C. The weather never changes

EOT 1 - Reading Practice

Worksheet 3 | Part 3A – At Grade Level Goal

Theme: Exciting Adventures: A Surprise in the Canyon

A Surprise in the Canyon

During the school holiday, Faisal joined a guided walk through a canyon. The guide gave everyone water and explained the route. The canyon had high rocky walls and a small river running through it. Faisal enjoyed looking at the birds and plants. Suddenly, he heard a loud noise above him. Small stones fell onto the path. The guide asked the group to move away from the wall and stand in an open safe area. Everyone stayed together and waited. After a few minutes, the noise stopped. The guide checked the path and led them along a different route. Faisal was surprised by how quickly the guide made a safe decision. At the end of the walk, he told his family that listening carefully can help people stay safe on an adventure.

Heba Omran

Read the text. Choose the correct answer. Choose A, B or C.

No.	Option A	Option B	Option C
1. When did Faisal join the walk?	A. During the school holiday	B. During the school day	C. Last winter
2. Who led the walk?	A. Faisal's father	B. A guide	C. A police officer
3. What was running through the canyon?	A. A road	B. A train	C. A small river
4. What fell onto the path?	A. Small stones	B. Leaves	C. Snow
5. What did the guide ask the group to do?	A. Run in different directions	B. Move away from the wall	C. Climb the rocks
6. Why did the group wait?	A. To have lunch	B. To take photographs	C. To make sure the area was safe
7. What did the guide do after the noise stopped?	A. Checked the path and chose another route	B. Went home alone	C. Asked the group to climb the wall
8. What is the main message of the story?	A. Never visit a canyon	B. Listening carefully helps people stay safe	C. Walking is better than kayaking

EOT 1 - Reading Practice

Worksheet 4 | Part 3A – At Grade Level Goal

Theme: Exciting Adventures: The River Challenge

The River Challenge

Noura and her older brother joined a river adventure with a group. They wore helmets and life jackets before getting into the small boats. The river was moving quickly, so the instructor explained how to paddle together. At first, Noura found it difficult to follow the instructions. Their boat turned towards a large rock, but her brother helped her paddle to the left. They moved safely past the rock. Later, the group stopped beside the river for a short rest. Noura drank water and watched a bird flying over the trees. She felt proud because she had helped the team. The instructor praised everyone for working together. Noura learned that good communication and careful decisions can make an adventure safer and more enjoyable.

Heba Omran

Read the text. Choose the correct answer. Choose A, B or C.

No.	Option A	Option B	Option C
1. Who joined the river adventure?	A. Noura and her older brother	B. Noura and her teacher	C. Noura and her friends from school
2. What did they wear?	A. Boots and coats	B. Helmets and life jackets	C. Hats and sunglasses only
3. Why did the instructor explain how to paddle together?	A. The river was moving quickly	B. The river was very dry	C. They were going to swim
4. What did the boat turn towards?	A. A bridge	B. A large rock	C. A tree
5. How did Noura feel after helping the team?	A. Proud	B. Angry	C. Frightened
6. Where did the group stop?	A. In a shop	B. Beside the river	C. On a mountain
7. What did Noura watch during the rest?	A. A boat	B. A fish	C. A bird
8. What helped make the adventure safer?	A. Working together and communicating	B. Paddling alone	C. Ignoring instructions

EOT 1 - Reading Practice

Worksheet 5 | Part 3A – At Grade Level Goal

Theme: Exciting Adventures: A Walk in the Wadi

A Walk in the Wadi

Salem went on a family walk in a wadi early one morning. The weather was cool, and the sky was clear. His uncle reminded everyone to carry water and stay on the marked path. They walked beside pools of water and took pictures of the rocky landscape. After some time, dark clouds appeared over the mountains. Salem's uncle checked the weather on his phone and asked the family to return to the car. On the way back, they heard thunder in the distance. They reached the car before the rain started. Salem was disappointed that the walk ended early, but his uncle explained that weather can change quickly in the mountains. Salem understood that changing a plan can be the best decision when safety is important.

Heba Omran

Read the text. Choose the correct answer. Choose A, B or C.

No.	Option A	Option B	Option C
1. When did Salem go for a walk?	A. Early one morning	B. Late at night	C. In the afternoon
2. Who reminded the family to carry water?	A. Salem's uncle	B. Salem's friend	C. A guide
3. What did they see beside the path?	A. Pools of water	B. Tall buildings	C. A playground
4. What appeared over the mountains?	A. A rainbow	B. Dark clouds	C. Bright stars
5. Why did the family return to the car?	A. They were lost	B. The weather might become dangerous	C. They wanted to buy food
6. What did they hear on the way back?	A. Thunder	B. Music	C. Birds singing
7. When did they reach the car?	A. After the rain	B. Before the rain started	C. The next day
8. What is the best lesson from the text?	A. Never walk in the morning	B. Safety is more important than following a plan	C. Rain is always dangerous

almanahj.com/ae 2026 2025

EOT 1 - Reading Practice

Worksheet 6 | Part 3B – Beyond Grade Level Goal

Theme: What Happens if…? Amazing Weather Around the World

A Very Hot Day in Australia

Last summer, a heatwave affected a large part of Australia. Temperatures stayed very high for several days, and people changed their daily routines. Many families stayed indoors during the hottest hours. Schools reminded students to drink water and wear light clothes. In some areas, workers began their jobs early in the morning to avoid the strong afternoon sun. Parks and sports fields were quieter than usual. My cousin lives in Sydney, and she told me that her family used fans and closed the curtains to keep their home cooler. I think hot weather is easier to manage when people prepare. If the temperature rises too much, it is important to stay in the shade and drink plenty of water.

Read the text. Choose the correct answer. Choose A, B or C.

No.	Option A	Option B	Option C
1. Which country experienced a heatwave?	A. Australia	B. Canada	C. Japan
2. How long did temperatures stay very high?	A. One hour	B. Several days	C. One month
3. What did schools remind students to do?	A. Run outside	B. Drink water and wear light clothes	C. Wear heavy coats
4. When did some workers start their jobs?	A. Early in the morning	B. At midnight	C. In the afternoon
5. Why did workers start early?	A. To avoid the strong afternoon sun	B. To see the rain	C. To finish school work
6. What can we infer about outdoor activities during the heatwave?	A. They became more popular	B. People avoided them during the hottest hours	C. They continued as normal
7. What does the writer suggest people do in very hot weather?	A. Stay in the shade and drink water	B. Wear thick clothes	C. Stay in direct sunlight
8. What is the main idea of the text?	A. How people adapt to a heatwave	B. How to travel around Australia	C. Why parks are built

EOT 1 - Reading Practice

Worksheet 7 | Part 3B – Beyond Grade Level Goal

Theme: What Happens if…? Amazing Weather Around the World

Heavy Rain in India

During the rainy season, some parts of India receive very heavy rain. One year, a small town experienced several days of continuous rainfall. Streets became flooded, and some people could not travel to work or school. Local volunteers helped older residents move to safer places. The town council shared weather updates and asked people to avoid walking through floodwater. My family once stayed inside during heavy rain, so I understand why it is important to listen to warnings. Floodwater can hide holes and dangerous objects. If people see water covering a road, they should not try to cross it. The rain eventually stopped, and the community worked together to clean the streets and help families return home safely.

Read the text. Choose the correct answer. Choose A, B or C.

No.	Option A	Option B	Option C
1. When does some heavy rain fall in India?	A. During the rainy season	B. During the dry season	C. Only in winter
2. What happened to the streets?	A. They became crowded	B. They became flooded	C. They became icy
3. Who helped older residents?	A. Local volunteers	B. Tourists	C. Shop owners only
4. What did the town council share?	A. Sports news	B. Weather updates	C. Travel advertisements
5. Why should people avoid walking through floodwater?	A. It may hide holes and dangerous objects	B. It is always warm	C. It is too clean
6. What can we infer about the community?	A. People supported each other	B. People ignored their neighbours	C. Everyone left the town
7. What should people do if water covers a road?	A. Drive quickly	B. Try to cross it	C. Find a safer route
8. What is the main idea of the text?	A. A community responds safely to heavy rain and flooding	B. A family visits India	C. How to build a road

EOT 1 - Reading Practice

Worksheet 8 | Part 3B – Beyond Grade Level Goal

Theme: What Happens if…? Amazing Weather Around the World

A Snowy Weekend in Canada

In parts of Canada, winter storms can bring heavy snow and strong winds. Last December, a storm arrived in a small town on Friday evening. By Saturday morning, thick snow covered the roads and gardens. The local weather service warned people to stay at home unless travel was necessary. Some shops closed, and buses stopped running. My friend Daniel was excited because he loves building snowmen, but his parents asked him to play near the house. Neighbours checked on older people and shared food with anyone who needed help. The snow stopped on Sunday, and road workers began clearing the streets. Winter storms can be beautiful, but they can also make travelling difficult. People should prepare warm clothes and listen to weather reports.

Heba Omran

Read the text. Choose the correct answer. Choose A, B or C.

No.	Option A	Option B	Option C
1. Where did the winter storm happen?	A. Canada	B. India	C. Australia
2. When did the storm arrive?	A. Friday evening	B. Sunday morning	C. Monday afternoon
3. What covered the roads and gardens?	A. Sand	B. Thick snow	C. Water
4. What did the weather service advise people to do?	A. Stay at home unless travel was necessary	B. Go shopping	C. Play outside all day
5. Why was Daniel excited?	A. He loves building snowmen	B. He wanted to travel	C. He enjoys strong winds
6. Why did Daniel's parents ask him to play near the house?	A. To keep him safe	B. To help clear the roads	C. To meet the bus
7. What does the neighbours' behaviour show?	A. They cared about one another	B. They did not like winter	C. They wanted to travel
8. What is the overall message?	A. Winter storms need preparation and care	B. Snow always stops for one day	C. Buses are the best way to travel

EOT 1 - Reading Practice

Worksheet 9 | Part 3B – Beyond Grade Level Goal

Theme: What Happens if…? Amazing Weather Around the World

A Sandstorm in the Desert

A family was travelling across a desert in the United Arab Emirates when the sky suddenly became orange. A sandstorm was moving towards the road. The father slowed the car and looked for a safe place to stop. He parked away from other vehicles and closed all the windows. The family stayed inside until the wind became weaker. The children were curious because they had never seen a sandstorm so close before. Their mother explained that strong winds can carry sand and make it difficult to see. They waited for a weather update before continuing their journey. The family arrived later than planned, but everyone was safe. If a sandstorm reduces visibility, drivers should slow down, stop somewhere safe and wait for conditions to improve.

Heba Omran

Read the text. Choose the correct answer. Choose A, B or C.

No.	Option A	Option B	Option C
1. Where was the family travelling?	A. Across a desert in the UAE	B. Through a rainforest	C. Along a beach
2. What colour did the sky become?	A. Blue	B. Orange	C. Green
3. What did the father do first?	A. Sped up	B. Slowed the car	C. Opened the windows
4. Where did he park?	A. Away from other vehicles in a safe place	B. Under a tree	C. In the middle of the road
5. Why were the children curious?	A. They had never seen a sandstorm so close	B. They wanted to swim	C. They were looking for animals
6. What makes driving difficult during a sandstorm?	A. Sand can reduce visibility	B. The road becomes icy	C. The air becomes cold
7. What can we infer about the father's decision?	A. He put safety before arriving on time	B. He wanted to finish quickly	C. He did not notice the storm
8. What should drivers do when visibility becomes poor?	A. Drive faster	B. Stop safely and wait	C. Follow another car closely

EOT 1 - Reading Practice

Worksheet 10 | Part 3B – Beyond Grade Level Goal

Theme: What Happens if…? Amazing Weather Around the World

A Stormy Day in the Philippines

The Philippines experiences many tropical storms each year. One afternoon, dark clouds gathered above a coastal village, and strong winds began to shake the trees. The local radio announced that a storm was approaching. Families quickly brought outdoor furniture inside and prepared drinking water, food and flashlights. The village leader asked people living near the sea to move to the community centre. Lina helped her younger brother pack a small bag with clothes and important items. They felt nervous, but they knew the safety plan. During the night, heavy rain fell and the wind became louder. The next morning, the storm had passed. People checked their homes and helped neighbours clean up. Preparing early helped the village stay safer during the storm.

Heba Omran

Read the text. Choose the correct answer. Choose A, B or C.

No.	Option A	Option B	Option C
1. Which country is mentioned in the text?	A. The Philippines	B. Canada	C. Australia
2. What began to shake the trees?	A. Heavy snow	B. Strong winds	C. A heatwave
3. How did families hear about the approaching storm?	A. The local radio	B. A school book	C. A television show about animals
4. What did families prepare?	A. Toys and games only	B. Water, food and flashlights	C. Beach umbrellas
5. Where were people near the sea asked to go?	A. The community centre	B. The beach	C. The harbour
6. Why did Lina pack a small bag?	A. To be ready to move to a safer place	B. To go shopping	C. To visit a friend
7. What can we infer about the village safety plan?	A. It helped people know what to do	B. It made the storm stronger	C. It was not useful
8. What is the main idea of the text?	A. Preparing early helps a community during a storm	B. How to build a house near the sea	C. Why people enjoy heavy rain

Writing

Question type	Q	Learning Outcome	Part	Task Description	Construct Limits	Theme & Language Focus
أسئلة مقالية Free Response Questions	Q27	ENG.01.WR.S.2.2 ENG.01.WR.S.3.1 ENG.01.WR.P.1.1 ENG.01.WR.P.2.1	4 - Writing	Write about _____. You can use the picture or write about your own _____. Answer these questions: - prompt 1 - prompt 2 - prompt 3 Write at least 60 words in complete sentences.	• 1 Image or images with one question and 3 prompts to elicit an adventure story or informational text • Word count: 60 words	Writing task will be based on one of these themes: Exciting Adventures | Adventure Story Writing FL.31 Describing past experiences and events, FL.5 Describing people, FL.6 Describing places _____ What Happens if ...? | Informational text about different weather conditions and safety advice and travel tips FL.16 Expressing opinion, Fl.35 Making predictions and hypothesising

Heba Omran

END-OF-TERM WRITING ASSESSMENT

SECTION A: NARRATIVE COMPOSITION — STUDENT EXAMINATION PAPER

Task 01: Lost in the Mountains

WRITING PROMPT & REQUIREMENTS

Examine the visual stimulus or draw upon your imagination to compose a structured narrative describing an experience of becoming lost in a mountainous region.

GUIDING QUESTIONS (ADDRESS ALL THREE):

1. Identify the destination of your expedition and your companion(s).
2. Describe the sequence of events when you lost your way.
3. Explain how you navigated the situation to return home safely.

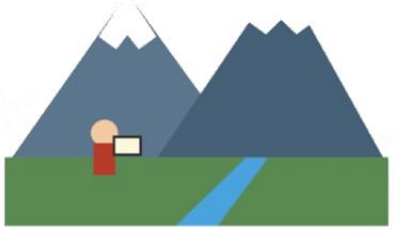

Target Vocabulary	mountain • path • lost • map • river • frightened • guide • safe
Suggested Starters	*Last weekend, I went to …* | *Suddenly, …* | *In the end, …*

CANDIDATE RESPONSE *(Write a cohesive paragraph of at least 60 words in complete sentences.)*

Heba Omran

CANDIDATE SELF-VERIFICATION CHECKLIST:

- ☐ Minimum length of 60 words achieved
- ☐ All three guiding questions addressed
- ☐ Complete sentences with accurate punctuation
- ☐ Target vocabulary and spelling verified

END-OF-TERM WRITING ASSESSMENT

SECTION A: NARRATIVE COMPOSITION — STUDENT EXAMINATION PAPER

Task 02: A Kayaking Adventure

WRITING PROMPT & REQUIREMENTS

Compose a structured narrative recounting an unexpected challenge during a kayaking expedition.

GUIDING QUESTIONS (ADDRESS ALL THREE):

1. Specify the location where your kayaking expedition took place.
2. Describe the obstacle or difficulty you encountered on the water.
3. Identify who assisted you and explain how the event concluded.



Target Vocabulary	kayak • river • paddle • water • wind • boat • help • excited
Suggested Starters	*One sunny day, …* | *After a few minutes, …* | *Finally, …*

CANDIDATE RESPONSE *(Write a cohesive paragraph of at least 60 words in complete sentences.)*

Heba Omran

CANDIDATE SELF-VERIFICATION CHECKLIST:

- ☐ Minimum length of 60 words achieved
- ☐ All three guiding questions addressed
- ☐ Complete sentences with accurate punctuation
- ☐ Target vocabulary and spelling verified

END-OF-TERM WRITING ASSESSMENT

SECTION A: NARRATIVE COMPOSITION — STUDENT EXAMINATION PAPER

Task 03: The Hidden Cave

WRITING PROMPT & REQUIREMENTS

Imagine discovering a concealed cavern during an outdoor excursion. Compose a structured narrative detailing your exploration.

GUIDING QUESTIONS (ADDRESS ALL THREE):

1. Describe the exact location where you discovered the cave.
2. Detail what you observed or heard inside the cavern.
3. Explain what occurred immediately prior to your departure.



Target Vocabulary	cave • dark • torch • rocks • explore • strange • discover • surprised
Suggested Starters	*During my holiday, …* | *When I entered the cave, …* | *I will never forget …*

CANDIDATE RESPONSE *(Write a cohesive paragraph of at least 60 words in complete sentences.)*

Heba Omran

CANDIDATE SELF-VERIFICATION CHECKLIST:

- ☐ Minimum length of 60 words achieved
- ☐ All three guiding questions addressed
- ☐ Complete sentences with accurate punctuation
- ☐ Target vocabulary and spelling verified

END-OF-TERM WRITING ASSESSMENT

SECTION A: NARRATIVE COMPOSITION — STUDENT EXAMINATION PAPER

Task 04: A Surprise in the Desert

WRITING PROMPT & REQUIREMENTS

Compose a structured narrative describing an unforeseen and challenging event during a desert journey.

GUIDING QUESTIONS (ADDRESS ALL THREE):

1. Identify your travel companion(s) and describe the desert scenery.
2. Explain the surprising or difficult event that occurred.
3. Describe the actions you took to resolve the problem.



Target Vocabulary	desert • camel • sand • journey • storm • water • decision • safe
Suggested Starters	*Last Friday, …* | *Suddenly, …* | *Luckily, …*

CANDIDATE RESPONSE *(Write a cohesive paragraph of at least 60 words in complete sentences.)*

Heba Omran

CANDIDATE SELF-VERIFICATION CHECKLIST:

- ☐ Minimum length of 60 words achieved
- ☐ All three guiding questions addressed
- ☐ Complete sentences with accurate punctuation
- ☐ Target vocabulary and spelling verified

manahj.com

END-OF-TERM WRITING ASSESSMENT

SECTION A: NARRATIVE COMPOSITION — STUDENT EXAMINATION PAPER

Task 05: The River Rescue

WRITING PROMPT & REQUIREMENTS

Compose a structured narrative recounting an incident in which you assisted someone in danger near a river.

GUIDING QUESTIONS (ADDRESS ALL THREE):

1. State your location and identify who accompanied you.
2. Explain what happened to the individual near the river.
3. Detail the actions you took to help and describe the final outcome.

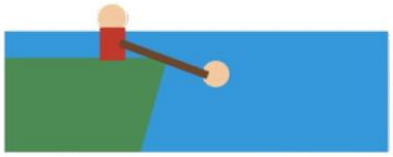

Target Vocabulary	river • rescue • worried • call • help • careful • brave • happy
Suggested Starters	*One afternoon, …* | *I noticed that …* | *At the end, …*

CANDIDATE RESPONSE *(Write a cohesive paragraph of at least 60 words in complete sentences.)*

Heba Omran

CANDIDATE SELF-VERIFICATION CHECKLIST:

- ☐ Minimum length of 60 words achieved
- ☐ Complete sentences with accurate punctuation
- ☐ All three guiding questions addressed
- ☐ Target vocabulary and spelling verified

END-OF-TERM WRITING ASSESSMENT

SECTION B: INFORMATIONAL EXPOSITION — STUDENT EXAMINATION PAPER

Task 06: Amazing Weather Around the World

WRITING PROMPT & REQUIREMENTS

Compose an informational text examining diverse extreme weather phenomena across the globe and their impact on communities.

GUIDING QUESTIONS (ADDRESS ALL THREE):

1. Identify and describe two distinct types of extreme weather.
2. Explain how these weather conditions affect populations and environments.
3. Outline practical measures individuals can take to remain safe.

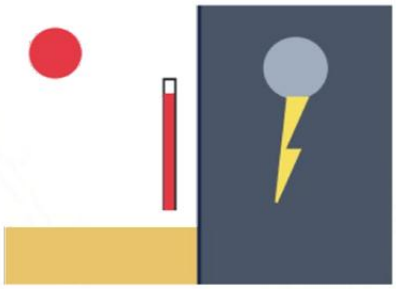

Target Vocabulary	weather • storm • heatwave • heavy rain • wind • temperature • safe • prepare
Suggested Starters	*There are different types of weather. …* | *This weather can …* | *People should …*

CANDIDATE RESPONSE *(Write a cohesive paragraph of at least 60 words in complete sentences.)*

Heba Omran

CANDIDATE SELF-VERIFICATION CHECKLIST:

- ☐ Minimum length of 60 words achieved
- ☐ All three guiding questions addressed
- ☐ Complete sentences with accurate punctuation
- ☐ Target vocabulary and spelling verified

END-OF-TERM WRITING ASSESSMENT

SECTION B: INFORMATIONAL EXPOSITION — STUDENT EXAMINATION PAPER

Task 07: What Happens During a Sandstorm?

WRITING PROMPT & REQUIREMENTS

Compose an informational text explaining the causes, impacts, and safety protocols associated with sandstorms.

GUIDING QUESTIONS (ADDRESS ALL THREE):

1. Define a sandstorm and specify the regions where it commonly occurs.
2. Analyze how a sandstorm disrupts daily life and transportation.
3. Recommend essential safety precautions for individuals during a sandstorm.



Target Vocabulary	sandstorm • desert • strong wind • sand • sky • visibility • stay inside • safe
Suggested Starters	*A sandstorm happens when …* | *It can make …* | *To stay safe, people should …*

CANDIDATE RESPONSE *(Write a cohesive paragraph of at least 60 words in complete sentences.)*

Heba Omran

CANDIDATE SELF-VERIFICATION CHECKLIST:

- ☐ Minimum length of 60 words achieved
- ☐ All three guiding questions addressed
- ☐ Complete sentences with accurate punctuation
- ☐ Target vocabulary and spelling verified

END-OF-TERM WRITING ASSESSMENT

SECTION B: INFORMATIONAL EXPOSITION — STUDENT EXAMINATION PAPER

Task 08: What Happens During a Flood?

WRITING PROMPT & REQUIREMENTS

Compose an informational text explaining the causes of flooding, its consequences, and appropriate safety measures.

GUIDING QUESTIONS (ADDRESS ALL THREE):

1. Explain the primary environmental causes of a flood.
2. Describe how flooding affects residential areas, infrastructure, and citizens.
3. Detail recommended actions to take both before and during a flood.



Target Vocabulary	flood • heavy rain • water • river • road • damage • warning • prepare
Suggested Starters	*A flood can happen when …* | *It may cause …* | *People can stay safe by …*

CANDIDATE RESPONSE *(Write a cohesive paragraph of at least 60 words in complete sentences.)*

Heba Omran

CANDIDATE SELF-VERIFICATION CHECKLIST:

- ☐ Minimum length of 60 words achieved
- ☐ All three guiding questions addressed
- ☐ Complete sentences with accurate punctuation
- ☐ Target vocabulary and spelling verified

amanahj.com

END-OF-TERM WRITING ASSESSMENT

SECTION B: INFORMATIONAL EXPOSITION — STUDENT EXAMINATION PAPER

Task 09: How to Stay Safe in a Heatwave

WRITING PROMPT & REQUIREMENTS

Compose an informational text defining heatwaves, their physiological effects, and essential heat-safety strategies.

GUIDING QUESTIONS (ADDRESS ALL THREE):

1. Provide a clear definition of a heatwave.
2. Explain how prolonged extreme heat affects human health.
3. Present three effective methods for remaining safe during high temperatures.



Target Vocabulary	heatwave • hot • temperature • sun • water • shade • light clothes • protect
Suggested Starters	*A heatwave is …* | *Very hot weather can …* | *People should …*

CANDIDATE RESPONSE *(Write a cohesive paragraph of at least 60 words in complete sentences.)*

Heba Omran

CANDIDATE SELF-VERIFICATION CHECKLIST:

- ☐ Minimum length of 60 words achieved
- ☐ All three guiding questions addressed
- ☐ Complete sentences with accurate punctuation
- ☐ Target vocabulary and spelling verified

END-OF-TERM WRITING ASSESSMENT

SECTION B: INFORMATIONAL EXPOSITION — STUDENT EXAMINATION PAPER

Task 10: The Weather Watch Team

WRITING PROMPT & REQUIREMENTS

Adopt the role of a meteorological monitoring specialist and write an informational report explaining how your team prepares the public for severe weather.

GUIDING QUESTIONS (ADDRESS ALL THREE):

1. Identify the specific weather patterns your team monitors and reports.
2. Explain the communication channels used to issue public warnings.
3. Summarize the key safety advice provided to protect the community.

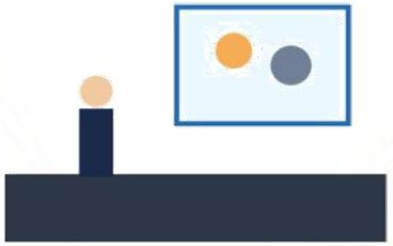

Target Vocabulary	weather • report • forecast • storm • warning • prepare • advice • community
Suggested Starters	*Our Weather Watch Team …* | *We give people …* | *Our advice is …*

CANDIDATE RESPONSE *(Write a cohesive paragraph of at least 60 words in complete sentences.)*

Heba Omran

CANDIDATE SELF-VERIFICATION CHECKLIST:

- ☐ Minimum length of 60 words achieved
- ☐ Complete sentences with accurate punctuation
- ☐ All three guiding questions addressed
- ☐ Target vocabulary and spelling verified

Answer key

EOT 1 – VOCABULARY PRACTICE
ANSWER KRY

Activity	1	2	3	4	5
1	A	B	A	B	A
2	B	A	B	A	B
3	A	B	A	B	A
4	B	A	B	A	B
5	A	B	A	B	A
6	B	A	B	A	B
7	A	B	A	B	A
8	B	A	B	A	B
9	A	B	A	B	A
10	B	A	B	A	B

EOT 1 – GRAMMAR PRACTICE
ANSWER KEY

Worksheet	1	2	3	4	5
1	A	B	C	A	A
2	B	C	C	B	A
3	B	A	C	A	A
4	B	C	B	A	A
5	A	B	C	A	A
6	B	C	C	A	A
7	A	A	C	A	A
8	B	C	C	A	B
9	A	B	C	A	C
10	B	B	C	A	B

EOT 1 - Reading Practice
ANSWER KEY

Worksheet	1	2	3	4	5	6	7	8
1	A	B	B	A	C	B	A	B
2	A	B	C	A	B	A	B	A
3	A	B	C	A	B	C	A	B
4	A	B	A	B	A	B	C	A
5	A	A	A	B	B	A	B	B
6	A	B	B	A	A	B	A	A
7	A	B	A	B	A	A	C	A
8	A	A	B	A	A	A	A	A
9	A	B	B	A	A	A	A	B
10	A	B	A	B	A	A	A	A

Answer key

END OF TERM WRITING ASSESSMENT — MODEL ANSWER SHEET

Teacher Reference Key • Worksheets 1–10 • Simplified Student-Friendly Vocabulary (60+ Words Each)

1. Lost in the Mountains — NARRATIVE

Words: mountain, path, lost, map, river, scared, helper, safe

Last weekend, I went to a high mountain with my older brother to walk in nature. Suddenly, thick white clouds covered the path, and we could not see the way back. I felt very scared because we were lost and it was getting cold. We looked at our map and walked down toward a loud river. In the end, a kind park helper found us by the water and took us home safe.

2. A Kayaking Adventure — NARRATIVE

Words: boat, river, paddle, water, wind, help, happy, trip

One sunny day, I went on a fun boat trip down a wide river with my dad. After a few minutes, a strong wind started to blow, and the water became very rough. I dropped my paddle, and my small boat began to spin around fast. Finally, a friendly man in a bigger boat saw me, threw me a rope to help, and pulled me to the land. I was so happy to be safe.

3. The Hidden Cave — NARRATIVE

Words: cave, dark, light, stones, look, strange, find, surprised

During my holiday, I walked behind a waterfall and found a secret cave. When I went inside the cave, it was very dark and cold, so I turned on my bright light. I walked past wet stones and heard strange dripping sounds from the walls. Before I left, I stopped to look at the floor and was surprised to find shiny rocks glowing there. I will never forget that exciting day.

4. A Surprise in the Desert — NARRATIVE

Words: desert, camel, sand, trip, storm, water, plan, safe

Last Friday, I traveled across the golden desert with my uncle on a tall camel. We saw huge hills of sand and dry bushes during our long trip. Suddenly, a dark wind storm arrived, and sand blew into our eyes. Luckily, we made a smart plan to stop behind a big sand hill, drink our cool water, and wait until the storm ended so we stayed safe.

5. The River Rescue — NARRATIVE

Words: river, save, worried, call, help, careful, brave, happy

One afternoon, I was walking near a fast river with my best friend. I saw that a little boy slipped on the wet grass and fell into the water. I felt worried, so I told my friend to call for help while I picked up a long stick. At the end, I was very careful and brave as I reached out to save the boy, and his parents were very happy.

6. Amazing Weather Around the World — INFORMATIONAL

Words: weather, storm, hot days, heavy rain, wind, heat, safe, ready

There are different types of weather around the world, including big storms and very hot days. This strong weather can break houses, blow down trees with high wind, and bring heavy rain or dangerous heat. People should always get ready early by watching the news and saving extra food and clean water. Staying inside the house helps keep everyone safe until the bad weather stops.

7. What Happens During a Sandstorm? — INFORMATIONAL

Words: sandstorm, desert, strong wind, sand, sky, see, stay inside, safe

A sandstorm happens when a strong wind blows dry sand into the air, mostly in a hot desert. It can make the sky turn dark orange and make it very hard for drivers to see the road. This makes traveling in cars dangerous and makes it hard to breathe outside. To stay safe, people should close all windows, stay inside their homes, and wait for the wind to stop.

8. What Happens During a Flood? — INFORMATIONAL

Words: flood, heavy rain, water, river, road, break, news, ready

A flood can happen when heavy rain falls for many hours and a river fills up with too much water. It may break walls, cover every road in town, and force families to leave their homes. People can stay safe by listening to the weather news and moving their things upstairs. Before a flood starts, families should get ready with a bag of clean water, food, and lights.

9. How to Stay Safe in a Heatwave — INFORMATIONAL

Words: hot days, hot, heat, sun, water, shade, light clothes, safe

A heatwave is a long time when the weather stays extremely hot every single day. Very hot weather brings strong heat that can make people feel dizzy, tired, or sick. People should drink lots of cool water all day and rest in the shade away from the bright sun. Wearing light clothes and a sun hat will also keep your body cool and safe outside.

10. The Weather Watch Team — INFORMATIONAL

Words: weather, share, news, storm, alert, ready, tips, town

Our Weather Watch Team checks the sky every day to share changes in the weather. We watch for heavy rain, strong winds, and big storms, and we tell the daily weather news to everyone in our town. We give people an early alert on television, radio, and phones. Our best tips are to get your home ready early and stay inside so your family stays safe.