

## الإختبار الإلكتروني للفصلين الثاني والثالث



### تم تحميل هذا الملف من موقع المناهج الإماراتية

موقع المناهج ← المناهج الإماراتية ← الصف الرابع ← لغة انجليزية ← الفصل الثالث ← ملفات متنوعة ← الملف

تاريخ إضافة الملف على موقع المناهج: 2026-04-19 16:41:49

ملفات اكتب للمعلم اكتب للطالب الاختبارات الكترونية الاختبارات ا حلول ا عروض بوربوينت ا أوراق عمل  
منهج انجليزي ا ملخصات وتقارير ا مذكرات وبنوك الامتحان النهائي للمدرس

المزيد من مادة  
لغة انجليزية:

إعداد: Alkitbi Rashed Kaltham

### التواصل الاجتماعي بحسب الصف الرابع



صفحة المناهج  
الإماراتية على  
فيسبوك

الرياضيات

اللغة الانجليزية

اللغة العربية

التربية الاسلامية

المواد على تلغرام

### المزيد من الملفات بحسب الصف الرابع والمادة لغة انجليزية في الفصل الثالث

عرض بوربوينت الدرس الأول Landmarkes Famous الأسبوع الرابع

1

أوراق عمل تقويمية cultures Exploring الأسبوع الثالث

2

كتاب الطالب المجلد الثالث منهج أكسس نسخة 2026

3

تمارين وفق الهيكل الوزاري منهج بريدج متبوعة بالحل

4

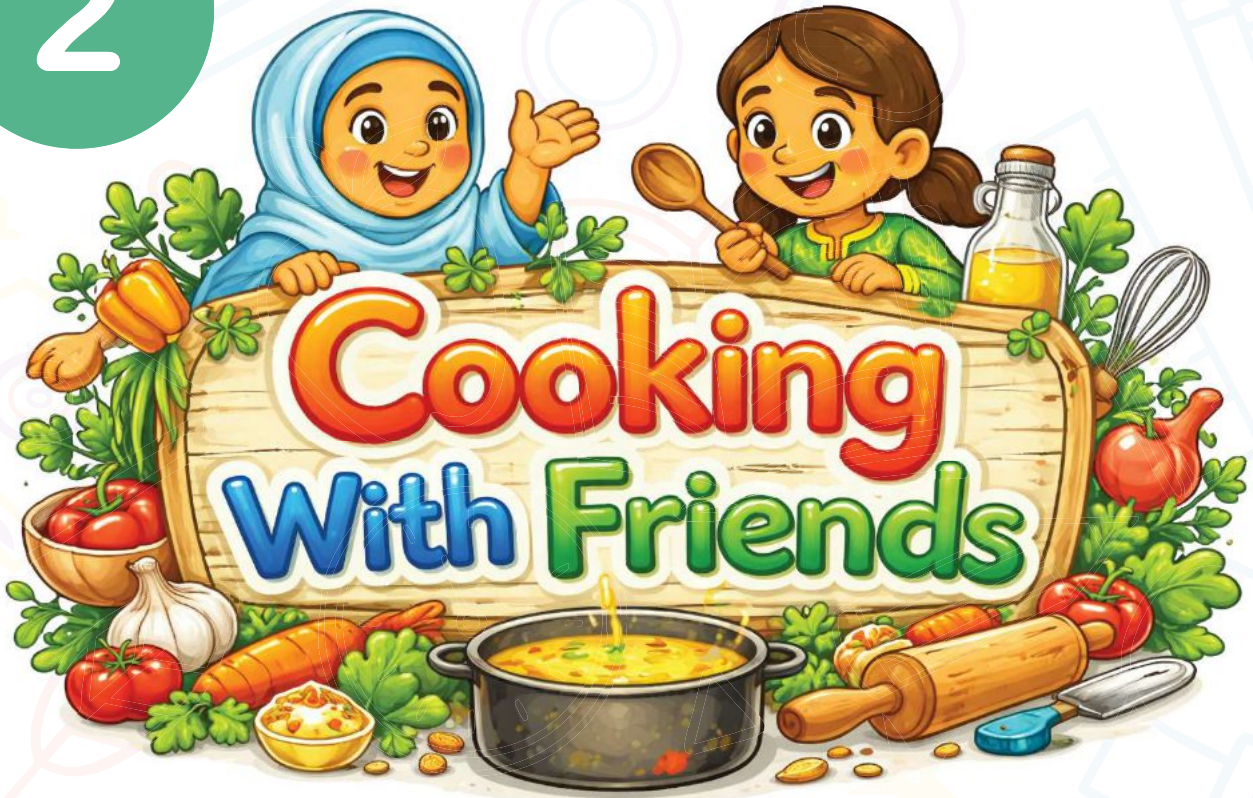
اختبار تجريبي قراءة وكتابة بدون الحل

5

# English Booklet

2

Grade 4



name

.....

G4-.....

**T. Kaltham Rashed Alkitbi**









School Principal

Dr. Huda Saeed Aldahmani






copy list



word	<p>recipe</p> 	<p>ingredients</p> 	<p>mix</p> 	<p>stir</p> 
1				
2				
3				
4				
5				
words	<p>add</p> 	<p>chop</p> 	<p>cut</p> 	<p>pour</p> 
1				
2				
3				
4				
5				



word	boil	even	people	whole
		حتى		كامل
1				
2				
3				
4				
5				
words	clothes	thought		
		يظن		
1				
2				
3				
4				
5				

Date :



# Vocabulary



## Recipe

Meaning: A set of steps to make food.



Sentence: This recipe is easy to follow.

## Mix

Meaning: To combine things together.



Sentence: He mixes the ingredients.

## Stir

Meaning: To mix by moving around.



Sentence: She stirs the soup.

## Cut

Meaning: To divide into smaller pieces.



Sentence: I cut the paper with scissors.

## Chop

Meaning: To cut into small pieces.



Sentence: Dad chopped the green onions.

## Add

Meaning: To put something with another thing.



Sentence: He added sugar to the bowl.

## Ingredient

Meaning: Something used to make a food item.



Sentence: Eggs are an ingredient in our cake.

## Boil

Meaning: To heat a liquid until it is bubbling.



Sentence: She boiled the pasta for dinner.

## Pour

Meaning: To make liquid flow.



Sentence: He poured the water into the cup.

### 1. Match the word to meaning and the picture

1. mix

a. to make liquid flow



2. chop

b. to heat until bubbling



3. boil

c. to cut into small pieces



4. pour

d. to combine things together



Date :



Vocabulary



## How to Make Vegetable Soup



2. Complete the Sentences . Use the word bank

	chop	- mix -	stir -	add -	pour -	boil
1	First, _____ the carrots into small pieces.					
2	Then, _____ some water into a pot.					
3	Next, _____ the water on the stove.					
4	After that, _____ the carrots into the pot.					
5	Then, _____ the soup with a spoon.					
6	Finally, _____ all the ingredients well.					

3. Write the words in the correct place to complete a sentence. and put the number under each picture

1 First 2 Then 3 Next 4 Finally



1. \_\_\_\_\_ put milk in the blender.

2. \_\_\_\_\_ add some fruit.

3. \_\_\_\_\_ mix everything well.

4. \_\_\_\_\_ pour the milkshake

into a cup.



Date :



Vocabulary



## Sara's Cooking Day

4. Complete the story . Use the high frequency words then read it aloud



even - people - whole - clothes - thought

Sara wanted to cook for her family.

Many \_\_\_\_\_ came to help her.

She wore clean \_\_\_\_\_ in the kitchen.

She cut the \_\_\_\_\_ carrot into small pieces.

She \_\_\_\_\_ the soup smelled very good.

It was hot, but she worked \_\_\_\_\_ in the kitchen.

5. read aloud and color the words

even

people

whole

clothes

thought



6. Write the phrases in the correct order to make a sentence.

mix

ingredients .

Then ,

the



Date :

Reading



Read the texts. discuss and answer .

### Cooking Around the World

Sara and her family love food. In the UAE, they like to eat **traditional** Emirati dishes like **harees** and **machboos**. These dishes use rice, meat, and spices.

Sara's mother cooks harees **during** special days. First, she **adds** wheat and meat. Then, she cooks it for a long time. Finally, she **mixes** it well. It is soft and delicious.

Sara also likes international food.

She enjoys pizza and pasta from Italy.

These foods are different from Emirati food. They use cheese, tomato sauce, and vegetables.



Sara thinks all food is special. She likes to try new recipes and learn about food from different countries.

#### A. Read & Answer :

1. What food does Sara's family like? \_\_\_\_\_
2. What is harees made from? \_\_\_\_\_
3. When does Sara's mother cook harees? \_\_\_\_\_
4. What international food does Sara like? \_\_\_\_\_

#### B. Write (True ) or (False ):

1. Sara does not like Emirati food. \_\_\_\_\_
2. Harees is cooked for a long time. \_\_\_\_\_
3. Pizza is an Emirati dish. \_\_\_\_\_
4. International food uses cheese and tomato sauce. \_\_\_\_\_
5. Sara likes to try new recipes. \_\_\_\_\_

Date :

Reading



look at the pictures and compare then complete the table .



ingredient	healthy / unhealthy	why
orange		
chips		
orange		
soft drink ( cola )		
banana		



which food do you like to eat ?

---



---



---

Date :

grammar



# Quantifiers

**Quantifiers:**  
**A little & Some**

**A little**  
For uncountable nouns  
(things we can't count)

... a little milk, honey, sugar...

**Some**  
For countable & uncountable nouns  
(things we can and can't count)

some apples, some juice...

**A little** = small amount  
**Some** = a small or large amount

**Adverbs of Sequencing**

- Words that show the order of steps.
- They help us explain how to do something step by step.
- We use them when we:

**First,** Use for the beginning.  
**First,** wash your hands.

**Then,** Use for middle steps.  
**Then,** chop the carrots.

**Next,** Use for middle steps.  
**Next,** boil the water.

**Finally,** Use for the last step.  
**Finally,** add a little salt.

**Easy Way to Remember:**  
**First** → **Then** → **Next** → **Finally**  
Beginning → Middle steps → Last step

**Important Rule:**  
After each sequencing word,  
write a comma (,)  
✓ **First** → **Then** → **Next** → **Finally**  
Beginning → Middle steps → Last step

Date :

grammar



### 1. match the words the correct answer:

1. milk
2. apples
3. water
4. bananas
5. sugar
6. carrots

a little

some

### 2. complete the sentence . use the word bank :

1. \_\_\_\_\_, add \_\_\_\_\_ milk to the bowl.
2. \_\_\_\_\_, put \_\_\_\_\_ apples in the bowl.
3. \_\_\_\_\_, mix \_\_\_\_\_ sugar.
4. \_\_\_\_\_, pour \_\_\_\_\_ juice into a cup.

word bank

First	Finally
Then	Next
some	a little

### 3. Choose the Correct Answer

1	_____, add _____ sugar.	a) First / some	b) First / a little
2	_____, put _____ carrots.	a) Then / some	b) Then / a little
3	_____, pour _____ water.	a) Next / a little	b) Next / some
4	_____, eat the food.	a) Finally	b) Then

Date :

grammar



**Put the words in order**

1	First / a little / milk / add -----
2	sugar / mix / Next / a little -----
3	the food / eat / Finally -----

4	Then - apples - some - cut -----
5	Next - mix - sugar - a little -----
6	Next / mix / the / ingredients -----

7	Finally / drink / the / milkshake -----
8	some / First / add / carrots -----
9	a little / Then / milk / pour -----

**add some & a little**

1	First add _____ carrots (some / a little) ----- -----
---	---

**choose and copy**

Date :



writing



**Objective**  
to write sentences about cooking

**Write two sentences for the picture. Use the words in the circle to help you.**

1



- mix
- ingredients

Two sets of primary writing lines (top solid, middle dashed, bottom solid) for writing the first two sentences.

2



- poeple
- mix

Two sets of primary writing lines (top solid, middle dashed, bottom solid) for writing the second two sentences.

**Writing Checklist:**

<input checked="" type="checkbox"/>	<input checked="" type="checkbox"/>	<input checked="" type="checkbox"/>	<input checked="" type="checkbox"/>	<input checked="" type="checkbox"/>
Use capitals	Use Punctuations	Use space	Spell words	Reread it



Date :

writing



**Objective**  
to write sentences about cooking



Cut and stick each picture in your notebook, then write two sentences for each picture using the words to help you.




1 First

2 Then

3 Next

4 Finally



- ingredient
- bread



- a little
- spread



- some
- add



- heat
- eat