

كتيب تمارين الطبخ والكميات والتسلسل نسخة غير محلولة



تم تحميل هذا الملف من موقع المناهج الإماراتية

موقع المناهج ← المناهج الإماراتية ← الصف الرابع ← لغة انجليزية ← الفصل الثالث ← ملفات متنوعة ← الملف

تاريخ إضافة الملف على موقع المناهج: 2026-04-19 17:10:26

ملفات اكتب للمعلم اكتب للطالب الاختبارات الكترونية الاختبارات ا حلول ا عروض بوربوينت ا أوراق عمل
منهج انجليزي ا ملخصات وتقارير ا مذكرات وبنوك الامتحان النهائي للمدرس

المزيد من مادة
لغة انجليزية:

إعداد: Alkitbi Rashed Kaltham

التواصل الاجتماعي بحسب الصف الرابع



صفحة المناهج
الإماراتية على
فيسبوك

الرياضيات

اللغة الانجليزية

اللغة العربية

التربية الاسلامية

المواد على تلغرام

المزيد من الملفات بحسب الصف الرابع والمادة لغة انجليزية في الفصل الثالث

عرض بوربوينت الدرس الأول Landmarkes Famous الأسبوع الرابع

1

أوراق عمل تقويمية cultures Exploring الأسبوع الثالث

2

كتاب الطالب المجلد الثالث منهج أكسس نسخة 2026

3

تمارين وفق الهيكل الوزاري منهج بريدج متبوعة بالحل

4

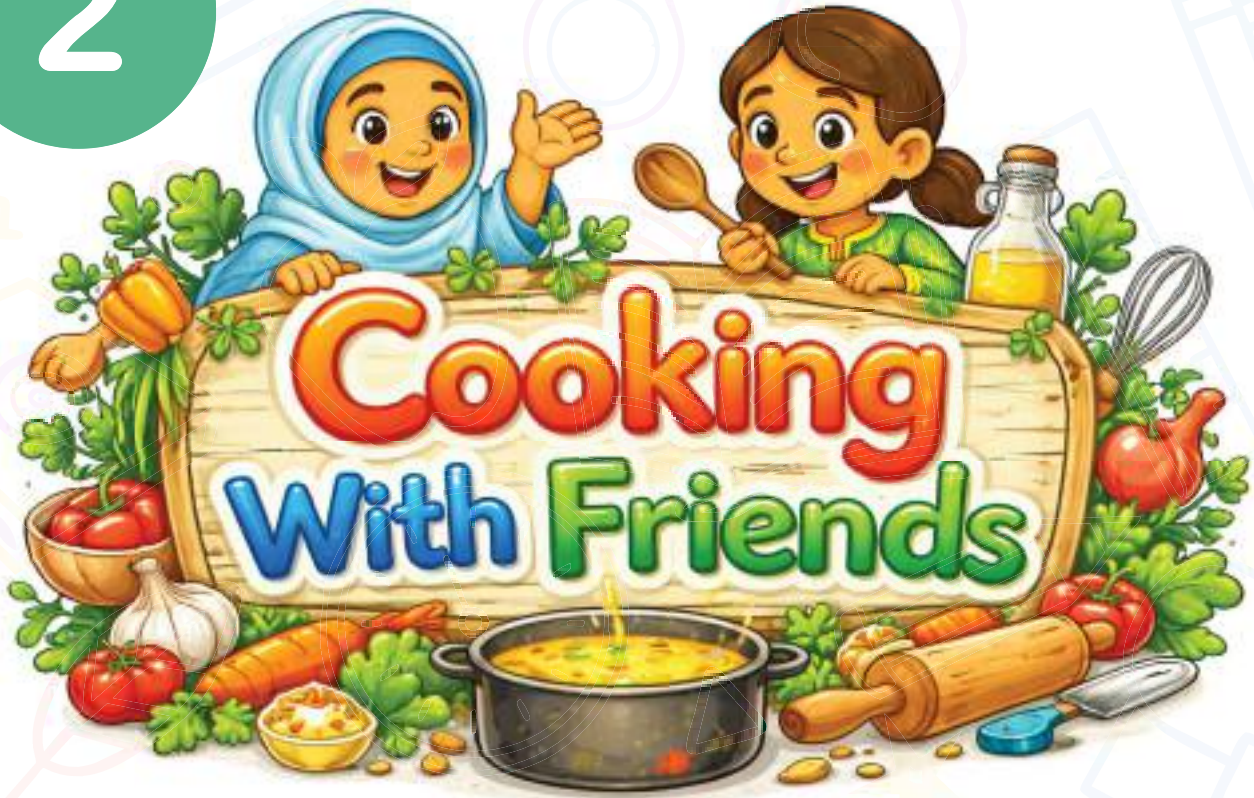
اختبار تجريبي قراءة وكتابة بدون الحل

5

English Booklet

2

Grade 4



name

.....

G4-.....

T. Kaltham Rashed Alkitbi


School Principal







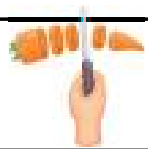

Dr. Huda Saeed Aldahmani





copy list






word	<u>recipe</u> 	<u>ingredients</u> 	<u>mix</u> 	<u>stir</u> 
1				
2				
3				
4				
5				
words	<u>add</u> 	<u>chop</u> 	<u>cut</u> 	<u>pour</u> 
1				
2				
3				
4				
5				



copy list



word	<u>boil</u> 	<u>even</u> حتى	<u>people</u> 	<u>whole</u> كامل
1				
2				
3				
4				
5				
words	<u>clothes</u> 	<u>thought</u> يظن		
1				
2				
3				
4				
5				

Date :



Vocabulary



Recipe
Meaning: A set of steps to make food.
Sentence: This recipe is easy to follow.

Mix
Meaning: To combine things together.
Sentence: He mixes the ingredients.

Stir
Meaning: To mix by moving around.
Sentence: She stirs the soup.

Cut
Meaning: To divide into smaller pieces.
Sentence: I cut the paper with scissors.

Chop
Meaning: To cut into small pieces.
Sentence: Dad chopped the green onions.

Add
Meaning: To put something with another thing.
Sentence: He added sugar to the food.

Ingredient
Meaning: Something used to make a food item.
Sentence: Eggs are an ingredient in our cake.

Boil
Meaning: To heat a liquid until it is bubbling.
Sentence: She boiled the porridge for dinner.

Pour
Meaning: To make liquid flow.
Sentence: He poured the water into the cup.

1. Match the word to meaning and the picture

1. mix

a. to make liquid flow



2. chop

b. to heat until bubbling



3. boil

c. to cut into small pieces



4. pour

d. to combine things together



Date :



Vocabulary



How to Make Vegetable Soup



2. Complete the Sentences . Use the word bank

	chop	- mix -	stir -	add -	pour -	boil
1	First, _____ the carrots into small pieces.					
2	Then, _____ some water into a pot.					
3	Next, _____ the water on the stove.					
4	After that, _____ the carrots into the pot.					
5	Then, _____ the soup with a spoon.					
6	Finally, _____ all the ingredients well.					

3. Write the words in the correct place to complete a sentence. and put the number under each picture

1 First 2 Then 3 Next 4 Finally



1. _____ put milk in the blender.

2. _____ add some fruit.

3. _____ mix everything well.

4. _____ pour the milkshake

into a cup.



Date :



Vocabulary



Sara's Cooking Day

4. Complete the story . Use the high frequency words then read it aloud



even - people - whole - clothes - thought

Sara wanted to cook for her family.

Many _____ came to help her.

She wore clean _____ in the kitchen.

She cut the _____ carrot into small pieces.

She _____ the soup smelled very good.

It was hot, but she worked _____ in the kitchen.

5. read aloud and color the words

even

people

whole

clothes

thought



6. Write the phrases in the correct order to make a sentence.

mix

ingredients .

Then ,

the



Date :

Reading



Read the texts. discuss and answer .

Cooking Around the World

Sara and her family love food. In the UAE, they like to eat **traditional** Emirati dishes like **harees** and **machboos**. These dishes use rice, meat, and spices.

Sara's mother cooks harees **during** special days. First, she **adds** wheat and meat. Then, she cooks it for a long time. Finally, she **mixes** it well. It is soft and delicious.

Sara also likes international food.

She enjoys pizza and pasta from Italy.

These foods are different from Emirati food. They use cheese, tomato sauce, and vegetables.



Sara thinks all food is special. She likes to try new recipes and learn about food from different countries.

A. Read & Answer :

1. What food does Sara's family like? _____
2. What is harees made from? _____
3. When does Sara's mother cook harees? _____
4. What international food does Sara like? _____

B. Write (True) or (False):

1. Sara does not like Emirati food. _____
2. Harees is cooked for a long time. _____
3. Pizza is an Emirati dish. _____
4. International food uses cheese and tomato sauce. _____
5. Sara likes to try new recipes. _____

Date :

Reading

look at the pictures and compare then complete the table .



ingredient	healthy / unhealthy	why
orange		
chips		
orange		
soft drink (cola)		
banana		



which food do you like to eat ?

Date :

grammar



Quantifiers

Quantifiers:
A little & Some

A little
For uncountable nouns
(things we can't count)



a little milk, honey, sugar...

Some
For countable & uncountable nouns
(things we can and can't count)




some apples, some juice...

A little = small amount
Some = a small or large amount

Adverbs of Sequencing

- Words that show the order of steps.
- They help us explain how to do something step by step.
- We use them when we:



First, Use for the beginning.
First, wash your hands.

Then, Use for middle steps.
Then, chop the carrots.

Next, Use for middle steps.
Next, boil the water.

Finally, Use for the last step.
Finally, add a little salt.

Easy Way to Remember:
First → Then → Next → Finally
Beginning → Middle steps → Last step

Important Rule:
After each sequencing word,
write a comma (,)

✓ **First → Then → Next → Finally**
Beginning → Middle steps → Last step

Date :

grammar



1. match the words the correct answer:

1. milk
2. apples
3. water
4. bananas
5. sugar
6. carrots

a little

some

2. complete the sentence . use the word bank :

1. _____, add _____ milk to the bowl.
2. _____, put _____ apples in the bowl.
3. _____, mix _____ sugar.
4. _____, pour _____ juice into a cup.

word bank

First	Finally
Then	Next
some	a little

3. Choose the Correct Answer

1	_____, add _____ sugar.	a) First / some	b) First / a little
2	_____, put _____ carrots.	a) Then / some	b) Then / a little
3	_____, pour _____ water.	a) Next / a little	b) Next / some
4	_____, eat the food.	a) Finally	b) Then

Date :

grammar



Put the words in order

1	First / a little / milk / add -----
2	sugar / mix / Next / a little -----
3	the food / eat / Finally -----

4	Then - apples - some - cut -----
5	Next - mix - sugar - a little -----
6	Next / mix / the / ingredients -----

7	Finally / drink / the / milkshake -----
8	some / First / add / carrots -----
9	a little / Then / milk / pour -----

add some & a little

1	First add _____ carrots (some / a little) ----- -----
---	---

choose and copy

Date :



writing



Objective
to write sentences about cooking

Write two sentences for the picture. Use the words in the circle to help you.

1



- mix
- ingredients

2



- poeple
- mix

Color in the checkmarks to show you have used this writing convention	Writing Checklist:				
	<input checked="" type="checkbox"/>	<input checked="" type="checkbox"/>	<input checked="" type="checkbox"/>	<input checked="" type="checkbox"/>	<input checked="" type="checkbox"/>
	Use capitals	Use Punctuations	Use space	Spell words	Reread IT



Date :



writing



Objective
to write sentences about cooking



Cut and stick each picture in your notebook, then write two sentences for each picture using the words to help you.




1 First

2 Then


3 Next

4 Finally



- ingredient
- bread

- a little
- spread



- some
- add

- heat
- eat