

## أوراق عمل مراجعة للأسابيع الخمسة الأولى



### تم تحميل هذا الملف من موقع المناهج الإماراتية

موقع المناهج ← المناهج الإماراتية ← الصف الثالث ← لغة انجليزية ← الفصل الأول ← ملفات متنوعة ← الملف

تاريخ إضافة الملف على موقع المناهج: 2025-10-03 13:49:34

ملفات اكتب للمعلم اكتب للطالب | اختبارات الكترونية | اختبارات | حلول | عروض بوربوينت | أوراق عمل  
منهج انجليزي | ملخصات وتقارير | مذكرات وبنوك | الامتحان النهائي | للمدرس

المزيد من مادة  
لغة انجليزية:

### التواصل الاجتماعي بحسب الصف الثالث



صفحة المناهج  
الإماراتية على  
فيسبوك

الرياضيات

اللغة الانجليزية

اللغة العربية

التربية الاسلامية

المواد على تلغرام

### المزيد من الملفات بحسب الصف الثالث والمادة لغة انجليزية في الفصل الأول

أوراق عمل Those / These / That / This متبوعة بالحل

1

أسئلة The first evaluation test اختبار التقويم الأول

2

كتيب English booklet revision مراجعة عامة

3

ورقة عمل body of Parts أعضاء الجسم

4

مراجعة دروس الأسبوع الثاني routines Daily الروتين اليومي

5

## Which subject is it?

- 1. We study the UAE's language, read stories, and learn correct spelling and writing.
- 2. We learn about animals and plants and how the world works.
- 3. We draw, paint and make creative designs.
- 4. we use computers to make projects, learn new programs and learn about how to stay safe online.

Week 1 Writing

- 1. What's your favourite subject?
- 2. Which subjects do you like best?
- 3. Why do you like it?
- 4. What's your least favourite subject?
- 5. What do you think about it?

## Week 2 Vocabulary words.

Fill in the blanks with the correct meanings.

kind	share	fair
honesty	helpful	polite

1. She says "please" and "thank you" when she talks.
2. He gives his friend half of his sandwich.
3. The teacher treats all students the same in the game.
4. Ali tells the truth about breaking the pencil.
5. Sara carries the books for her teacher.
6. The boy helps a younger child cross the road safely.

## Week 2 Writing

1- What are your school rules?

---

---

2- How many school rules do you have at your class?

---

---

3- When must you raise your hand?

---

---

Week 3 Lesson 2: To review week 3 vocabulary .

**Write the word next to its meaning**

message, group, talk, meet, smile

**1. Information sent to someone**



**2. To see someone for the first time**



**3. A happy expression on your face**



**4. Several people together**



**5. To speak or communicate**



Week 3 Lesson 3: To review week 3 vocabulary + HFW .

Read the sentences and fill in the gaps with words from the box.

friend - chat - share - help - because - together

- My best \_\_\_\_\_ always plays with me at break time.
- We like to \_\_\_\_\_ after school about games and homework.
- Good friends always \_\_\_\_\_ their toys and ideas.
- I \_\_\_\_\_ my classmate when she doesn't understand the lesson.
- I smile \_\_\_\_\_ my friends make me happy.
- We enjoy working \_\_\_\_\_ on projects in class.

## Week 3 Writing

friend, chat, message, group, talk, meet, listen, smile,  
together

Answer the questions

Who is your best friend?

---

What do you like to do together?

---

Where do you meet your friend?

---

What does your friend look like?

---

Read the sentences and fill in the gaps with words from the box.

tired- excited- happy - nervous -sad

- I feel \_\_\_\_\_ when I play with my best friend.
- She feels \_\_\_\_\_ because she lost her book.
- We are \_\_\_\_\_ after running in P.E. class.
- He is \_\_\_\_\_ about the big test tomorrow.
- I feel \_\_\_\_\_ on my birthday party.

Week 4: To write Compound sentences about feeling

Answer the questions

When do you feel bored ?

---

When do you feel scared?

---

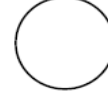
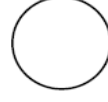
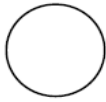
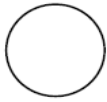
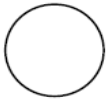
When do you feel worried?

---

When do you feel happy?

---

Week 5 : Community matters Lesson 1: To Use community-related vocabulary to describe places and their purposes.



- a. This is a big store where you can buy food and toys.
- b. You go to this place when you are sick .
- c. This is a place where Muslims go to pray.
- d. This is a place where firefighters stay and keep their fire trucks.
- e. This place is filled with books to borrow.

Week 5 : Community matters Lesson 1: To Use community-related vocabulary to describe places and their purposes.

Read and write the names of the places

hospital  
museum

market  
school

fire station  
park

mosque

library

- e. This place is filled with books to borrow, from exciting stories to interesting facts about the world

\_\_\_\_\_

- f. This is a place where people can see old, important, or interesting things like art, history, and science.

\_\_\_\_\_

- g. This is a place outdoors with grass, trees, and playgrounds where people go relax. Children have fun there.

\_\_\_\_\_

- h. This is a place where children go to learn, read and write with teachers.

\_\_\_\_\_

## Week 5 Writing

borrow	sick	firefighter
museum	food	vegetables

1- What do you do at the library?

2- When do you go to a hospital?

3- Who do you meet in a fire station?

4- Where are old sculptures usually found?

5- What do you buy at a market?