

مذكرة شاملة جميع دروس الفصل



تم تحميل هذا الملف من موقع المناهج الإماراتية

موقع المناهج ← المناهج الإماراتية ← الصف الثاني ← لغة انجليزية ← الفصل الثاني ← ملفات متنوعة ← الملف

تاريخ إضافة الملف على موقع المناهج: 2026-01-27 11:40:07

ملفات اكتب للمعلم اكتب للطالب | اختبارات الكترونية | اختبارات | حلول | عروض بوربوينت | أوراق عمل
منهج انجليزي | ملخصات وتقارير | مذكرات وبنوك | الامتحان النهائي | للمدرس

المزيد من مادة
لغة انجليزية:

إعداد: Almarzooqi Samya

التواصل الاجتماعي حسب الصف الثاني



صفحة المناهج
الإماراتية على
فيسبوك

الرياضيات

اللغة الانجليزية

اللغة العربية

التربية الاسلامية

المواد على تلغرام

المزيد من الملفات بحسب الصف الثاني والمادة لغة انجليزية في الفصل الثاني

مواصفات الاختبار النهائي للفصل الثاني (الهيكل الوزاري)

1

أوراق عمل الوحدة الأولى الأسبوع الأول

2

أوراق عمل كتابة unit in Nouns 5 الأسماء في الوحدة الخامسة


3

أسئلة اختبار التقويم الأول في الوحدة الخامسة

4

عرض بوربوينت درس senses our الحواس الخمسة

5




ENGLISH BOOKLET



Name: _____

Grade: Two ()

Units



Unit 1: What We Eat

Unit 2: Fruits and Vegetables

Unit 3: I am Hungry

Unit 4: Fascinating Animals

Unit 5: Animal Moves

Unit 6: Animal Bodies

Unit 7: Outdoor Adventures!

Unit 8: Caring for Planet Earth



By the end of this unit, I can:

1. read and spell new words about food.
2. use **is / are** to talk about healthy and unhealthy food.
3. say if food is healthy or unhealthy.
4. read a short text and answer questions.
5. write simple sentences about food.

Healthy




Unhealthy

New Words



cereal



bread



meat



fish



cheese



burger



fries




sweets



soda

Words Activity

1- Match the pictures with the words.



meat

cereal



bread

burger



cheese



fish



soda



sweets



fries

Practice

1- Read, trace and copy each word.

meat

cereal

bread

burger

cheese

soda

fish

sweets

fries



Practice

1- Read the sentences then number the pictures.

1. I eat cereal in the morning.
2. We make burgers at home.
3. My dad cooks meat.
4. We eat fish on Friday.
5. I like fresh bread.
6. He eats sweets.




2- Write the missing letters..

chee__e



__ries



so__a



b__rge__



1- sort the food into Healthy and Unhealthy:

Healthy and Unhealthy Food



French fries

watermelon

rice

apple

soda

carrot

burger

fish

cupcake

milk

egg

hot dog

Healthy


Unhealthy

Healthy and Unhealthy

1- Put the words in the correct column.

egg	burger	rice	fish
cake	fruit	milk	sweets
juice	meat	fries	soda

Healthy	Unhealthy



High Frequency Words

1- Read the words with your friends:

come

some

one

were




was

make

2- Fill in the blank using HFWs:

1. I want _____ bread for breakfast.
2. There is _____ apple on the table.
3. _____ you hungry yesterday?
4. My friend will _____ with me to the restaurant.
5. They _____ a healthy lunch.
6. She _____ at the supermarket.

3- look, say, cover and write:

 Look and say	 Look say and write	 Cover and write
Come	Come	
Some	Some	
One	One	
were	were	
make	make	

Grammar Rule

Countable and Uncountable

Countable food: apples, bananas, burgers, eggs ...

Uncountable food: rice, bread, cheese, juice, water...

💡 **Rule for kids:**

👉 **Countable** = things we can count (1, 2, 3 ...)

👉 **Uncountable** = things we cannot count one by one

Countable



Uncountable



1- sort the following words into countable and uncountable:

milk	burger	fries	sweets	soda	banana
------	--------	-------	--------	------	--------

Countable	Uncountable
-----	-----
-----	-----
-----	-----

Grammar Rule

Countable and uncountable

is / are

Countable

Singular: **apple, book, fry**
Plural: **apples, books, fries**

We use **is** for singular
Ex. This **is** an **apple**.

We use **are** for plural
Ex. These **are** **apples**.

Uncountable

Only singular: **rice, bread, soda, water**

We only use **is** for uncountable noun (always singular)
Ex. **Rice is** healthy food.
There **is** **soda** on the table.

1- Write **is \ are** in the blank:

- Soda _____ unhealthy.
- Burgers _____ in the box.
- Bread _____ in the oven.

2- Write names of food:

- _____ **is** healthy.
- _____ **are** healthy.
- _____ **is** unhealthy.
- _____ **are** unhealthy.



Reading



1. Read the passage, then answer the questions:

Ahmed's Food Choices

Ahmed is a happy boy who likes many kinds of food. For breakfast, he eats **cereal** and **bread**. They are **healthy** foods. For lunch, Ahmed sometimes eats **meat** or **fish** with **cheese**. But on Fridays, Ahmed eats **burgers** and **fries** with his friends. He knows they are **unhealthy**, but he eats them only sometimes. Ahmed never drinks **soda** because it is unhealthy. He drinks water instead. Ahmed tries to make good choices and eat more healthy food every day.

1. What does Ahmed eat for breakfast?

a. burgers and fries

b. cereal and bread

c. meat and cheese

2. What does Ahmed eat for lunch sometimes?

a. meat or fish

b. sweets

c. only cereal

3. What food does Ahmed eat on Fridays?

a. bread

b. fish

c. burgers and fries

4. Why doesn't Ahmed drink soda?

a. It is unhealthy

b. It is expensive

c. He doesn't like water

Sentence structures

Remember:

1. Start your sentence with a capital letter.
2. Leave a finger space between each word.
3. Don't forget the punctuations (. , ? !)

1- Re-order the words to make a sentence:

1. unhealthy / is / Soda

2. salad / is / A / healthy

3. likes / sweets / She

4. eat / on Friday / We / burger

5. cereal / We / eat / in the morning



Phonics

oa

1- Let's read:



boat



road




goat



soap


2- Fill the blanks with **-oa** sound, then read and colour:




r__d



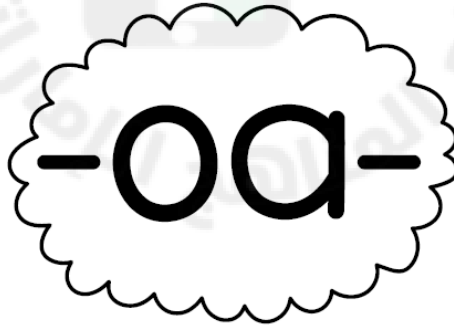
s__p



fl__t




g__t



__t



__k



b__t



c__t



t__d

Scan me



Eat Healthy

My Healthy Food Plate

Draw and colour your healthy foods you need to eat for lunch today



Does your healthy plate contain fruits, vegetables, protein, grains and water?

By the end of this unit, I can:

1. name different fruits and vegetables.
2. use **a few**, **some**, and **a lot of** correctly in sentences.
3. read and spell words with the **-er** sound.
4. read and understand a short text about fruits and vegetables.
5. write simple sentences using the new vocabulary and grammar.

Healthy



Unhealthy


New Words



orange



grapes



melon



banana




onion



potato



tomato



carrot



cabbage

Scan me



Words Activity

1- Read and write the words under correct pictures.

banana

onion

potato

tomato


carrot

cabbage

orange

grapes

melon



Practice



1- Read, trace and copy each word.

orange

grapes

melon

banana

onion

potato

tomato

carrot


cabbage



Practice

1- Read the sentences then number the pictures.

1. I have purple grapes, and they taste sweet.
2. The green melon is big, and I cut it for lunch.
3. I eat a yellow banana every morning at school.
4. The white onion is round, and it smells strong.
5. I like the red tomato because it is juicy.
6. The carrot and the cabbage are fresh on the table.



High Frequency Words

1- Read the words with your friends:

they

want

have

this

that

what

2- Fill in the blank using HFWs:

1. _____ is your name?

a. What

b. Want

2. I _____ a banana.

a. this

b. have

3. _____ are my friends.


a. They

b. That

4. _____ book is mine.

a. This

b. Want



3- look, say, cover and write:



Look and say	Look say and write	Cover and write
they	they	
want	want	
this	this	
that	that	
what	what	

Grammar Rule

Quantifiers (**a few**, **some**, **a lot of**)

1. **a few**

👉 *A little number (2–3 things)*

Example:

I have **a few** grapes. (🍇 🍇)

2. **some**

👉 *Not many and not little*

Example:

She has **some** bananas. (🍌 🍌 🍌 🍌)

3. **a lot of**

👉 *Many things*

Example:

There are **a lot of** apples. (🍏 🍏 🍏 🍏 🍏 🍏)

1- Write **a few** \ **some** \ **a lot of** in the blanks:

1. There are _____ apples.



2. There are _____ oranges.



3. There are _____ melons.



4. There are _____ potatoes.



5. There are _____ onions.



Reading



1. Read the passage, then answer the questions:

Ali in the supermarket

Ali goes to the supermarket with his mom.

They buy **some oranges** and **a few grapes**.

They also buy **a lot of bananas** and **some melon**.

They get **some onions, potatoes, and tomatoes**.

At home, Ali eats **a few carrots** and **a lot of cabbage**.

1. Where does Ahmed go?

a. To school

b. To the supermarket

c. To the park

2. What fruit do they buy a few of?

a. Banana

b. Grapes

c. Melon

3. Which vegetables do they buy?

a. Apples and pears

b. Onions and tomatoes

c. Juice and milk

1. What does Ahmed eat at home?

a. A few carrots and a lot of cabbage

b. Some oranges and grapes

c. Some bananas and melon


Phonics

er

1- Let's read:



germ



tower



finger



water

2- Fill the blanks with **-er** sound, then read and colour:

er



sist__o



farm__o



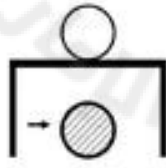
sing__o



hamst__o




lock__o



und__o



monst__o



k__b__o



lobst__o



wint__o



fing__o



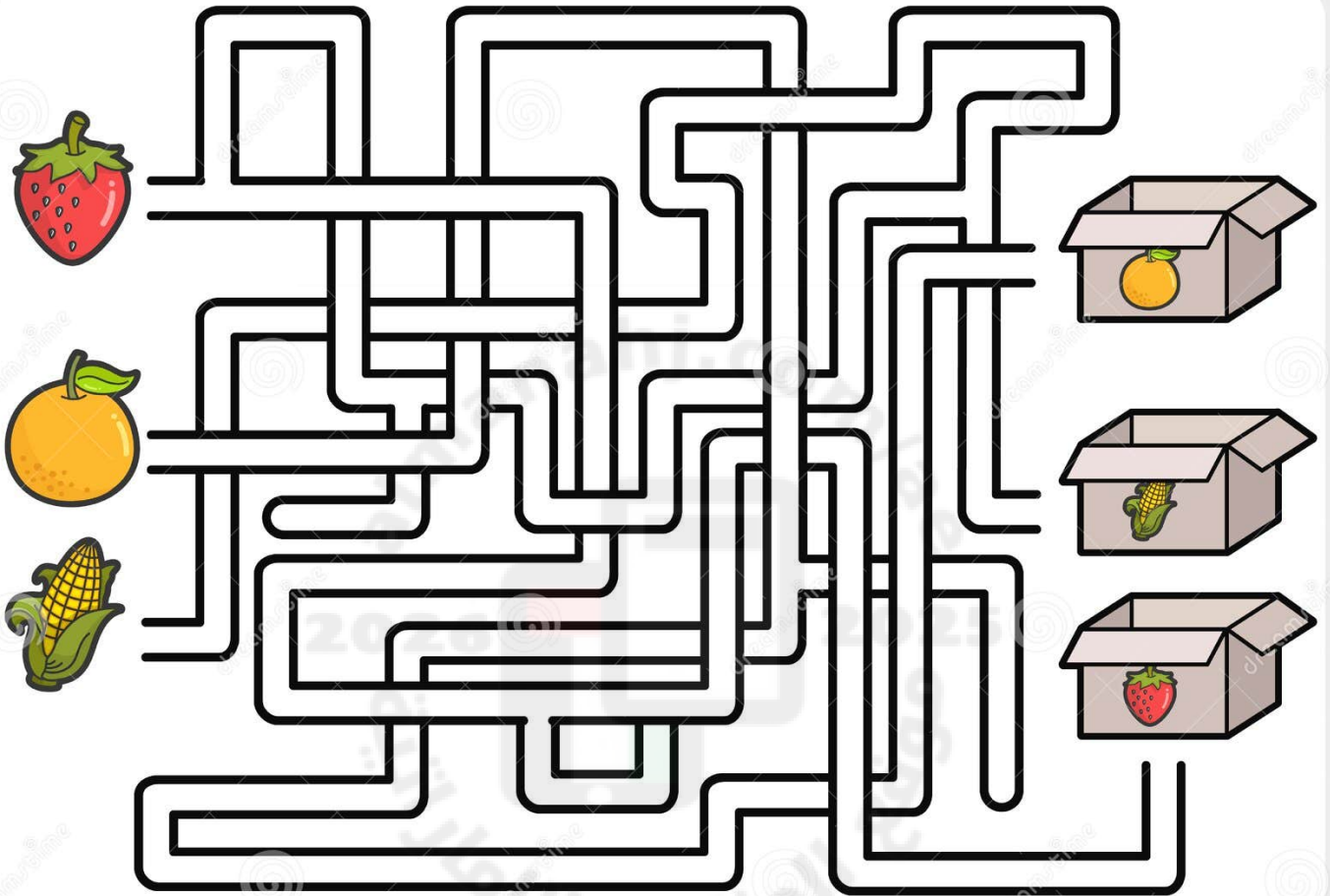
riv__o

Scan me



Have Fun!

1- Let's solve this maze:



☀ Unit Review

Tick ✓ what you can do:


- ☐ I can read fruits and vegetables words
- ☐ I can use **a few**, **some**, and **a lot of** correctly in sentences.
- ☐ I can write simple sentences using the new vocabulary and grammar.
- ☐ read and spell words with the **-er** sound.

By the end of this unit, I can:

1. Talk about food and meals I eat every day.
2. Say what I eat when I am hungry.
3. Say what I drink when I am thirsty.
4. Read and use new food words.
5. Read and spell words with igh.
6. Read and write high frequency words.
7. Make simple sentences using I eat... / I drink...



Hungry



Thirsty

New Words



morning



breakfast



afternoon



lunch



evening



dinner



Scan me



Words Activity

1- circle the correct answer:

1. I eat **breakfast** in the _____.
morning / evening / afternoon

2. I eat _____ in the **afternoon**.
breakfast / lunch / dinner

3. I eat **dinner** in the _____.
afternoon / evening / morning

2- Write a sentence about the picture:



Practice



1- Read, trace and copy each word.

hungry

thirsty

breakfast

lunch

dinner

morning

afternoon

evening



Practice

1- Read the sentences then number the pictures.

1. I eat breakfast at home with my family in the morning.
2. I eat lunch at school with my friends in the afternoon.
3. I eat dinner at home with my family in the evening.
4. I feel hungry, so I eat food to make my tummy happy.
5. I feel thirsty, so I drink water to feel better.



High Frequency Words

1- Read the words with your friends:

like

by

when

little

they

what

2- Fill in the blank using HFWs:

1. I _____ apples.



2. _____ are my friends Ahmed and Ali.

3. _____ food do you like?.

4. Look at this _____ cat.



5. I go to school _____ bus.



6. _____ do you go home? I go home at 1:00pm.

3- look, say, cover and write:



Look and say	Look say and write	Cover and write
they	they	
when	when	
little	little	
by	by	
little	little	

Grammar Rule

Present simple + (**adjectives**)

Adjectives:

1. **hungry**

👉 we use **hungry** when we want food to eat:

Example:

I am **hungry**. I want to eat burger.

Fatima is hungry, so she eats an apple.

2. **thirsty**

👉 We use **Thirsty** when we want to drink.

Example:

She is **thirsty**. Give her some water!

Hamad is **thirsty**, he drinks orange juice.

1- Write **hungry** \ **thirsty** in the blanks:

1. I am _____, I want some apples.



2. Shaikha is _____, she **drinks** oranges juice.



3. He **drank** a bottle of water because he was _____.



4. She is _____ because she didn't **eat** her breakfast.

Reading

1. Read the passage, then answer the questions:

Sara's Meals

Sara wakes up early in the **morning** and eats **breakfast** at home with her family before school. In the **afternoon**, she eats **lunch** at school and plays with her friends after she finishes eating. In the **evening**, Sara goes home and eats **dinner** with her mom, dad, and sister. When Sara feels **hungry**, she eats healthy food to feel happy and strong. When she feels **thirsty**, she drinks cold water to feel better.

1. When does Sara eat breakfast?

a. In the evening

b. In the morning

c. In the afternoon

2. Where does Sara eat lunch?

a. At home

b. At school

c. At the park

3. Who eats dinner with Sara?

a. Her friends

b. Her family

c. Her teacher

4. What does Sara do when she is hungry?

a. She sleeps

b. She eats healthy food

c. She drinks water

1- Let's read:



high



night

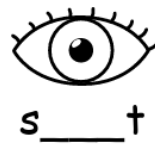





light



flight

2- Fill the blanks with **-igh-** sound, then read and colour:



Scan me



Have Fun!

1- Draw and colour what would you eat and drink if you are hungry and thirsty? (Write one sentence)



☀ Unit Review

Tick ✓ what you can do:

- ☐ I can read food words.
- ☐ I can say when I am hungry.
- ☐ I can say when I am thirsty.
- ☐ I can write a sentence.




🎉 Great job! 🎉

By the end of this unit, I can:

1. Talk about different animals.
2. Say where animals live.
3. Use the words **live / lives in**.
4. Read and use new animal words.
5. Read and spell words with **air**.
6. Read and write high frequency words.
7. Ask and answer questions about animals.




New Words



dolphin



turtle



camel



fox



tiger



panda



jungle



sea



desert

Scan me



Scan me



Words Activity

1- Read and write the words under correct pictures.

panda

camel

jungle

sea


tiger

dolphin

desert

fox

turtle



Practice



1- Read, trace and copy each word.

dolphin

tiger

fox

turtle

camel

panda

jungle

sea



desert



Practice

1- Read the sentences then number the pictures.

1. A camel lives in the desert.
2. A dolphin lives in the sea.
3. A tiger lives in the jungle.
4. A turtle lives in the sea.
5. A fox lives in the desert.
6. I live in the city.



High Frequency Words

1- Read the words with your friends:

it

in

live

play

away

when

2- Fill in the blank using HFWs:

1. I like to _____ outside with my friends.
2. The little bird flew _____ to its nest.
3. My cat likes to sleep _____ a soft box.
4. I will be very happy _____ my grandma visits.
5. We _____ in a big blue house.
6. Look at the frog! _____ is jumping into the pond.



3- look, say, cover and write:



Look and say	Look say and write	Cover and write
it	it	
live	live	
play	play	
away	away	
when	when	

Grammar Rule

Prepositions of a place (**in**)

👉 We use the preposition "**in**" to show that a person, animal, or object is located inside a space, an area, or a container. It tells us that something is surrounded by boundaries on different sides.

Examples:

The cat is **in** the box.
I live **in** Ajman.
A dolphin lives **in** the sea.

We also use "Where" to ask about places!

Example:

Ahmed: **Where** is my book?
Majed: It is **in** the bag.



1- Read the Questions and complete the answers:

1. Where does a **panda** live?
- A **panda** lives in the _____.
2. Where does a **camel** live?
- A **camel** lives in the _____.
3. Where does a **dolphin** live?
- A **dolphin** lives in the _____.
4. Where does a **tiger** live?
- A **tiger** lives in the _____.

jungle

sea

desert

Reading



1. Read the passage, then answer the questions:

Animal Habitats

Animals live in different places around the world, and each animal has a special home. A **dolphin** and a **turtle** live in the sea, where they swim and play in the water every day. A **camel** lives in the desert, and it can walk for a long time in the hot sun. A **tiger** and a **panda** live in the jungle, where there are many trees and plants. A **fox** is a clever animal and can live in many places and look for food every day.

1. Where do the dolphin and turtle live?

a. In the jungle

b. In the desert

c. In the sea

2. Which animal lives in the desert?

a. Panda

b. Camel

c. Dolphin

3. Which animals live in the jungle?

a. Tiger and panda

b. Camel and fox

c. Dolphin and turtle

4. What do animals need to do every day?

a. Look for food

b. Go to school

c. Drive a car

Phonics

air

1- Let's read:



hair



chair



fair




stairs

2- Match the words in the wordbank to the pictures below:

chair , fair , hair , pair , stairs



h _____



ch _____



f _____



p _____



st _____

Scan me



Have Fun!

1- Let's draw, colour and write:

1. Draw your favorite animal.
2. Draw where it lives.
3. Write one sentence: (A _____ lives in the _____.)



☀ Unit Review

Tick ✓ what you can do:

- ☐ I can name animals.
- ☐ I can say where animals live.
- ☐ I can ask a question about animals.
- ☐ I can write a sentence.


🎉 Well done! 🎉

By the end of this unit, I can:

1. Talk about what animals can do.
2. Talk about what animals can not do.
3. Use can and can't in sentences.
4. Ask questions using Can a ... ?
5. Read and use action words.
6. Read and spell words with oi.



New Words



swim



run



jump



fly



climb



crawl



slither



hop



walk

Scan me



Scan me



Words Activity

1- Read and write the words under correct pictures.

swim

fly

hop

climb


slither

jump

walk

run

crawl



Practice



1- Read, trace and copy each word.

jump

run

walk

crawl

slither

swim

fly

climb


hop



Practice

1- Read the sentences then number the pictures.

1. A dog can **run** very fast in the park.
2. A frog can **jump** high on the grass.
3. A bird can **fly** in the sky above the trees.
4. A monkey can **climb** a tall tree in the jungle.
5. A crocodile can **crawl** on the ground.
6. A snake can **slither** on the ground quietly.



High Frequency Words

1- Read the words with your friends:

day

can

play


not

children

away

2- Fill in the blank using HFWs:

1. The _____ are laughing and running on the grass.
2. A bird _____ fly but it can not swim.
3. It is a sunny _____, so we should go to the park.
4. Please do _____ run in the hallway.
5. My friend likes to _____ hide-and-seek with me.
6. The airplane flew far _____ into the clouds.



3- look, say, cover and write:

 Look and say	 Look say and write	 Cover and write
children	children	
can	can	
play	play	
not	not	
day	day	

Grammar Rule

(**can** - **cannot** - **but**)

- 👉 can
- 👉 can not - can't
- 👉 but

Examples:

A dolphin **can** swim **but** it **cannot** swim.

We also use "**can**" to ask **Yes/No** questions!

Example:

Maha: **Can** a monkey climb?

Hessa: **yes**, it can.

Maha: **Can** a tiger fly?

Hessa: **No**, it cannot.



1- fill in the blanks using (**can** - **cannot**):

1. A bird _____ fly but it _____ swim.
2. A dolphin _____ swim but it _____ fly.
3. A frog _____ jump but it _____ walk.

2- complete the following sentences with the correct action verb:

1. A rabbit can _____ but it cannot _____.
2. A fish can _____ but it cannot _____.
3. A snake can _____ but it cannot _____.

Reading



1. Read the passage, then answer the questions:

What Can Animals Do?

Animals move in many ways. A bird **can fly**, but it **cannot slither**. A fish **can swim** in the sea, but it **cannot run**. A monkey **can climb** and **jump** in the trees. A frog **can hop**, but a turtle is slow and **can crawl**. A snake **can slither**, but it **cannot walk**. Every animal has a special way to move!

1. A bird can _____ high in the sky.

a. fly

b. crawl

c. swim

2. A fish _____ run on the grass.

a. can

b. cannot

c. walk

3. What can a monkey do in the trees?

a. slither

b. climb

c. swim

4. A snake can _____ through the leaves.

a. jump

b. hop

c. slither

5. A turtle is slow and can _____.

a. fly

b. crawl

c. run

Phonics

oi

1- Let's read:



coin



voice



oil



noise

2- Fill the blanks with -oi- sound, then read and colour:



t__let



__l




c__l




s__l



p__son



j__n



b__l



n__se



c__n



v__ce

—

Scan me



Have Fun!

1- Let's draw, colour and write:

1. Draw an animal.
2. Write one sentence :
A _____ can _____ but it can't _____.



🌟 Unit Review

Tick ✓ what you can do:

- ☐ I can name animal actions.
- ☐ I can use can and can't.
- ☐ I can ask questions.
- ☐ I can write sentences.

🎉 Great job! 🎉

By the end of this unit, I can:

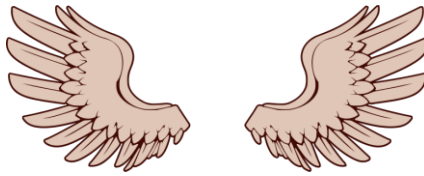
1. Name different animal body parts.
2. Describe how animals look.
3. Say what animals have and do not have.
4. Ask questions using Does a ... have ... ?
5. Read and use new animal body words.
6. Read and spell words with ear and ure.



New Words



tail



wing



beak



fur



feather



paw




horn



claws



trunk



fin

Words Activity

1- Read and write the words under correct pictures.

wings

claws

feather

paws


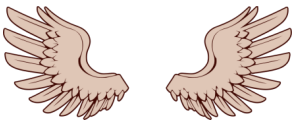
tail

fur

horn

trunk

beak



Practice



1- Read, trace and copy each word.

beak

feather

fur

wing

trunk

tail

claws


paws

horn

Practice

1- Read the sentences then number the pictures.

1. A cat has a tail.
2. A bear has fur.
3. A bird has a feather.
4. A dog has a paw.
5. A lion has claws.
6. An elephant has a trunk.



High Frequency Words

1- Read the words with your friends:

does

has

have

not

every


again

2- Fill in the blank using HFWs:

1. A bird _____ wings to help it fly in the sky.
2. I _____ a big backpack for school.
3. Please do _____ run near the swimming pool.
4. My dog barks _____ time the mailman comes.
5. _____ a monkey like to eat bananas?
6. That was a fun game! Can we play it _____?



3- look, say, cover and write:

Look and say 	Look say and write 	Cover and write 
does	does	
has	has	
have	have	
every	every	
again	again	

Grammar Rule

(has - have)

I **have**
you **have**
we **have**
they **have**

she **has**
he **has**
it **has**



1

Singular
للمفرد

has



have

plural
للجمع



Examples :

A lion **has** claws.

Lions **have** claws.

2 Positive and Negative Sentences

When we say what an animal doesn't have, we use a "helper" word (**doesn't have**)

Example:

- A _____ **has** _____. It **doesn't have** _____.
- A bird **has** wings . It **doesn't have** a trunk .
- A monkey **has** a tail . It **doesn't have** a beak .

1- Ask and circle the answer : (Yes, it does – No, it doesn't) :

- Does a **dolphin** have a **fin**? (Yes, it does – No, it doesn't)
- Does a **dog** have a **beak**? (Yes, it does – No, it doesn't)
- Does a **bird** have a **wing**? (Yes, it does – No, it doesn't)

2- complete the following sentences:

- A giraffe has _____. it doesn't have _____.
- A cat has _____. it doesn't have _____.
- A fish has _____. it doesn't have _____.



Reading



1. Read the passage, then answer the questions:

Amazing Animal Bodies!

Every animal has a special body. A tall elephant uses its long **trunk** to drink, while a fast bird uses **wings** and **feathers** to fly with its yellow **beak**. In the sea, a fish uses a **fin** and a **tail** to swim fast. On land, a bear has thick **fur** and a sharp **claw** on every **paw**. Some animals, like goats, even have hard **horns** on their heads to stay safe!

1. What does an elephant use to drink water?

a. A fin

b. A trunk

c. A wing

2. A bird uses its _____ and wings to fly.

a. fur

b. feathers

c. horns

3. Which body part does a fish use to swim?

a. A fin

b. A beak

c. A paw

4. A bear has a sharp _____ on its paw.

a. tail

b. claw

c. trunk

5. What does a bird use to pick up food?

a. A beak

b. Horns

c. Fur

Phonics

ea

1- Let's read:



read



tea


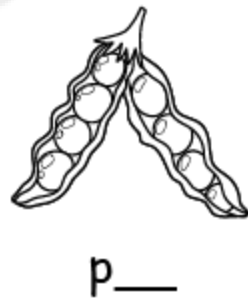



sea



ear

2- Fill the blanks with -ea- sound, then read and colour:




Scan me



Have Fun!

1- Let's read and write:

1. Label the bird's body parts
2. Write one sentence about the picture:



beak - neck - claws - tail - wing

☀ Unit Review

Tick ✓ what you can do:

- ☐ I can name animal body parts.
- ☐ I can say what animals have.
- ☐ I can ask questions.
- ☐ I can write a sentence.

🎉 Great job! 🎉

By the end of this unit, I can:

1. Talk about outdoor hobbies.
2. Express likes and dislikes.
3. Use present simple with like / don't like + ing.

New Words



camping



hiking



kayaking



horse riding



fishing



swimming



bike riding



flying a kite



playing football

Words Activity

1- Read and write the words under correct pictures.

fishing

kayaking

Horse riding

swimming

camping

hiking



Practice

1- Read, trace and copy each word.

fishing


hiking

horse riding

swimming

camping

kayaking



Practice

1- Read the sentences then number the pictures.

What do you like doing outside?

1. I like hiking.
2. I don't like camping.
3. I like fishing.
4. I don't like kayaking.
5. I like horse riding.
6. I don't like swimming.



High Frequency Words

1- Read the words with your friends:

went

came

from

like


much


just

2- Fill in the blank using HFWs:

1. I really _____ to play outside when it is sunny.
2. We _____ to the park to see the ducks yesterday.
3. My grandmother _____ over to our house for dinner.
4. This colorful gift is _____ my best friend.
5. I _____ finished my homework, so now I can play.
6. How _____ does that yummy red apple cost?

3- look, say, cover and write:

 Look and say	 Look say and write	 Cover and write
went	went	
came	came	
from	from	
much	much	
just	just	



Grammar Rule

Present simple (**like** - **don't like**) + ing

We say:

I **like** + ____ **ing** .
I **don't like** + ____ **ing**

Examples:

I **like** hiking.
I **like** reading **ing** a book.
I **like** playing **ing** football.
I **don't like** fishing **ing**.
I **don't like** jumping **ing** rope.



1- Answer the following Questions:

1. What do you like doing outside?

I like _____.

I like _____.

I don't like _____.

2- Re-order the words to make a sentence:

1. like / I / camping

2. don't / swimming / I / like



Reading



1. Read the passage, then answer the questions:

Adventures in the UAE

In the UAE, children like doing fun activities outside with their families.

They go **camping** in the desert and enjoy **hiking** near the mountains.

Some families like **fishing** by the sea and **kayaking** in the water.

On hot days, children enjoy **swimming** at the beach or pool.

Many children also like **horse riding**, which is part of UAE culture.

1. Where do children in the UAE like to go camping?

a. In the desert

b. In the classroom

c. In the supermarket

2. What do families do near the sea?

a. hiking

b. Fishing and kayaking

c. Horse riding

3. What activity do children like on hot days?

a. swimming

b. camping

c. hiking

4. Which activity is part of UAE culture?

a. swimming

b. Horse riding

c. Kayaking

5. Who do children do outdoor activities with?

a. Their teachers

b. Their families

c. Their toys

Phonics

ure

1- Let's read:



pure



cure




secure



sure

2- Fill the blanks with the correct words, then read and colour:

1. The water is clear and _____, We can drink it.
2. The doctor has a _____ for the cold.
3. I am _____ I can do it.



I drink pure water everyday.

Scan me



Have Fun!

1- Draw and Write:

I. Draw one outside activity, then write one sentence :

I like

☀ Unit Review

Tick ✓ what you can do:

- ☐ Talk about outdoor hobbies.
- ☐ Express likes and dislikes.

🎉 Great job! 🎉