

## حل مذكرة شاملة جميع وحدات الفصل الثالث



### تم تحميل هذا الملف من موقع المناهج الإماراتية

موقع المناهج ← المناهج الإماراتية ← الصف الثاني ← لغة انجليزية ← الفصل الثالث ← ملفات متنوعة ← الملف

تاريخ إضافة الملف على موقع المناهج: 2026-04-06 15:09:34

ملفات اكتب للمعلم اكتب للطالب | اختبارات الكترونية | اختبارات | حلول | عروض بوربوينت | أوراق عمل  
منهج انجليزي | ملخصات وتقارير | مذكرات وبنوك | الامتحان النهائي للمدرس

المزيد من مادة  
لغة انجليزية:

إعداد: Almarzooqi Samya

### التواصل الاجتماعي بحسب الصف الثاني



صفحة المناهج  
الإماراتية على  
فيسبوك

الرياضيات

اللغة الانجليزية

اللغة العربية

التربية الاسلامية

المواد على تلغرام

### المزيد من الملفات بحسب الصف الثاني والمادة لغة انجليزية في الفصل الثالث

ورقة عمل Detectives Direction الأسبوع الثاني

1

تدريبات الأسبوع الثاني Phonics الصوتيات

2

أسئلة اختبار في مهارات الفصل


3

أوراق عمل مراجعة الوحدة التاسعة Places City بدون الحل

4

أسئلة امتحان نهاية الفصل

5



# ENGLISH BOOKLET

GRADE


2



Name: \_\_\_\_\_

Grade: Two (      )

# Units



Unit 1: Around Town

Unit 2: Direction Detectives

Unit 3: Transportation

Unit 4: Fun on the Beach

Unit 5: My Hobbies

Unit 6: Let's Go Shopping!

Unit 7: Celebrations

Unit 8: Fun and Games



Overview	HFW	New words
Learners identify places in town and describe where they are using simple location sentences.	your here saw	supermarket hospital library police station fire station bank petrol station

# New Words

I - Read, trace and copy each word.



supermarket



hospital



library



bank



Police station



Fire station



Petrol station

# Practice

I - Read the sentences then number the pictures.

1. I go to the **supermarket** with my mom.
2. The doctor works in the **hospital**.
3. I read books in the **library**.
4. The police work in the **police station**.
5. We keep money in the **bank**.



4



5



3



2



1

Overview	HFW	New words
Learners ask for and give directions using simple commands and movement words.	time out house about	left right turn go stop walk map city

# New Words

1 - Read, trace and copy each word.



Turn left



Turn right



straight



stop



walk



map



city

# Practice

1 - Read the sentences then number the pictures.

1. Turn left at the corner.
2. Turn right near the school.
3. Go straight on the road.
4. Stop at the red light.
5. I use a map to find my way.



5



1



3



4



2

Overview	HFW	New words
Learners describe how they travel and compare different types of transport.	made make came	car bus train ship bike plane travel ride drive

# New Words

1 - Read, trace and copy each word.



car



bus



train



ship



bike



plane


# Practice

I - Read the sentences then number the pictures.

1. My dad drives a **car** to take me to school every day.
2. I ride the **bus** with my friends in the morning.
3. The **train** is very fast and takes people to the city.
4. The big **ship** sails on the sea and carries many people.
5. I ride my **bike** in the park with my sister after school.
6. The **plane** flies high in the sky and takes us to other countries.



5



2



1



3



4



6

Overview	HFW	New words
Learners describe beach activities and say what they can do at the beach.	I'm very old	build sandcastles look for shells sit under the umbrella splash in the sea, throw a beach ball dig in the sand swim in the sea jump over waves

# New Words

1 - Read, trace and copy each word.



sandcastle



shell



splash



beach



dig



waves

# Reading



I - Read the passage then answer the questions.

## A Day at the Beach

Ali and Sara go to the beach with their family. It is a sunny day.

First, they sit under the umbrella and eat snacks. Then, they go to the sand.

They build sandcastles and dig in the sand. Sara likes to look for shells near the water.

After that, they go to the sea. They swim in the sea and splash in the sea. The waves are big, so they jump over waves and laugh.

Later, they play a game and throw a beach ball to each other. They are very happy. It is a fun day at the beach!

**1. Where do Ali and Sara go?**

a. Park

b. Beach

c. School

**2. What do they do first?**

a. Swim in the sea

b. Build sandcastles

c. Sit under the umbrella

**3. What does Sara look for?**

a. Fish

b. Shells

c. Toys

**4. What do they do in the sea?**

a. Sleep

b. Run

c. Swim and splash

**5. What game do they play?**

a. Throw a beach ball

b. Ride a bike

c. Read a book

Overview	HFW	New words
Learners talk about hobbies and describe activities they like or enjoy doing.	called asked looked	riding a bike baking a cake playing football/games cooking food watching movies drawing pictures free time

# New Words

1 - Read, trace and match to its correct action.

riding a bike



baking a cake



playing a football



cooking food



watching movies



drawing pictures



# Reading



I - Read the passage then answer the questions.

## My Free Time

In my free time, I like to do many fun things.

I enjoy riding a bike in the park with my brother. Sometimes, I like playing football with my friends after school. At home, I help my mom with cooking food in the kitchen.

On weekends, I love baking a cake with my family. Then, we sit together and enjoy watching movies. I also like drawing pictures of animals and flowers.

My free time is always fun and happy!

**1. What does the child like to do in free time?**

a. Sleep all day

b. Do fun things

c. Go to school

**2. Where does the child ride a bike?**

a. Park

b. School

c. Beach

**3. Who does the child play football with?**

a. Teacher

b. Friends

c. Parents

**4. What does the child do at home with mom?**

a. Reading

b. Cooking food

c. Running

**5. What does the family do together?**

a. Watch movies

b. Swim

c. Travel

# Practice

What do you like doing in your free time?



I like playing football.



I enjoy baking a cake.



I - Let's write sentences :

riding a bike  
baking a cake  
playing football  
playing games  
cooking food  
watching movies  
drawing pictures



1. I like playing football in the park.
2. I like cooking food with my mom.
3. I enjoy watching movies
4. I enjoy drawing pictures
5. I like playing games at home.
6. I enjoy baking a cake .

# Unit

# 6

# Let's Go Shopping

Overview	HFW	New words
Learners ask about prices, talk about buying items and use numbers in real-life shopping situations.	-	money buy sell dirhams cost item

# New Words

I - Read, trace and copy each word.



money



buy



sell



dirhams



cost



item

# Practice


## 1- How much is it?

Look at the price tags and answer the questions using the **Word Bank**.

**Word Bank:** costs, dirhams, is, How

1. Question: How much is the car?

Answer: It is 10 dirhams.



2. Question: How much is the apple?

Answer: It costs 2 dirhams.



## 2- Shopkeeper & Customer

Fill in the blanks to complete the story.

**Customer:** Hello! Can I buy this ball?

**Shopkeeper:** Yes!

**Customer:** How much is it?

**Shopkeeper:** It is 5 dirhams.

**Customer:** Great! Here is the money. Thank you!



Overview	HFW	New words
Learners talk about birthdays, ask when events happen, and use polite expressions.	-	birthday party present cake candle happy celebrate thank you you're welcome

# New Words

1 - Read, trace and copy each word.



birthday

birthday



party

party



present

present



candle

candle



celebrate

celebrate



thank you

Thank you



you're welcome

welcome

# Reading

I - Read the story then answer the questions.



## My Birthday Party

Today is my birthday. I am very happy!

My family plans a big party for me. There is a big cake with candles on it. I blow the candle and make a wish.

My friends come to my party. They bring a present for me. I say, "Thank you for my present." They smile and say, "You're welcome."

We sing, eat cake, and celebrate together. It is the best birthday ever!

### 1. What is today?

a. School day

b. Birthday

c. Holiday

### 2. How does the child feel?

a. Sad

b. Angry

c. Happy

### 3. What is on the cake?

a. Toys

b. candles

c. flowers

### 4. What do friends bring?

a. Food

b. Present

c. Books

### 5. What does the child say after getting a present?

a. Hello

b. Thank you

c. Goodbye

Overview	HFW	New words
<p>Learners suggest activities, ask friends what they want to do, and respond appropriately.</p>	-	<p>do a puzzle</p> <p>play a board game</p> <p>fly a kite</p> <p>sing a song</p>

# New Words

I - Read, trace and copy each word.



do a puzzle



board game



play a doll



fly a kite



singing



car racing

# Practice

1 - Read, trace and match to its correct picture.

board game

play a doll

do a puzzle

car racing

sing a song

fly a kite

