

حل كراسة وحدة town Around الأسبوعين الأول والثاني



تم تحميل هذا الملف من موقع المناهج الإماراتية

موقع المناهج ← المناهج الإماراتية ← الصف الثاني ← لغة انجليزية ← الفصل الثالث ← ملفات متنوعة ← الملف

تاريخ إضافة الملف على موقع المناهج: 2026-04-06 15:21:40

ملفات اكتب للمعلم اكتب للطالب الاختبارات الكترونية الاختبارات ا حلول ا عروض بوربوينت ا أوراق عمل منهج انجليزي ا ملخصات وتقارير ا مذكرات وبنوك الامتحان النهائي للمدرس

المزيد من مادة لغة انجليزية:

إعداد: مدرسة الشعلة الخاصة

التواصل الاجتماعي بحسب الصف الثاني



صفحة المناهج الإماراتية على فيسبوك

الرياضيات

اللغة الانجليزية

اللغة العربية

التربية الاسلامية

المواد على تلغرام

المزيد من الملفات بحسب الصف الثاني والمادة لغة انجليزية في الفصل الثالث

حل مذكرة شاملة جميع وحدات الفصل الثالث

1

ورقة عمل Detectives Direction الأسبوع الثاني

2

تدريبات الأسبوع الثاني Phonics الصوتيات


3

أسئلة اختبار في مهارات الفصل

4

أوراق عمل مراجعة الوحدة التاسعة Places City بدون الحل

5



Term 3
Week (1-2)

GRADE 2 ENGLISH

Supplementary Booklet



Student Name: **Section:**





Lesson 1

Around Town

Week 1



Flash Cards



hospital



supermark



library



police station



fire station



petrol station



bank

1 Fill in the blank with correct answer.

A Busy Day in My City

Today, we went to the (1) supermarket to buy food. Then, we saw a doctor at the (2) hospital. I went to the (3) library to read a book. I saw a (4) Police car in the street. Near the park, I saw a red truck at the (5) petrol station. My dad went to the (6) bank to get money. Finally, we went to the (7) petrol station to get fuel for our car.



2 Listen to your teacher, read, and then answer the question below.

Useful Places

In my city, there are many useful places. I can buy food from the supermarket. When people are sick, they go to the hospital. Students read books and study in the library. If someone needs help, they can go to the police station. Firefighters work in the fire station and help put out fires. People keep their money in the bank. Cars go to the petrol station to get fuel.



Let's answer: Why is the supermarket a "useful" place for a family?

because it offers alot of products that we need like food.

.....

.....

3 Listen to the children talking. Practice with your partner.

Which places are closest to your house?

Where do people go if they feel sick?



The places are

They go to the.....



Lesson 2

High Frequency Words

Week 1

here

saw

your

1 Fill in the blanks with correct words(here – saw -your)

1. Yesterday, I ...**saw**..... a bird in the park .
2. Is this ...**your**..... bag?.
- 3 Put your phone ...**here**....., please.

2 Listen to your teacher and circle the same sound.

(أ.محمد)ميرة



A fun Day!

Yesterday, I saw a big lion in a book. The lion had a very large paw. I took my pencil to draw the lion on paper. Then, I sat down to drink my cool juice with a red straw. When I finished, I saw my friend drawing a lion too!

Long sound (**aw**)



3 Listen to your teacher and complete the words with the correct sound. (Long sound aw)



p**aw**.....



str**aw**.....




dr**aw**..



Lesson 3

Grammar/ Listening

Week 1



Present Simple

Preposition of place

(next to, behind, in front of)



Language Structure:

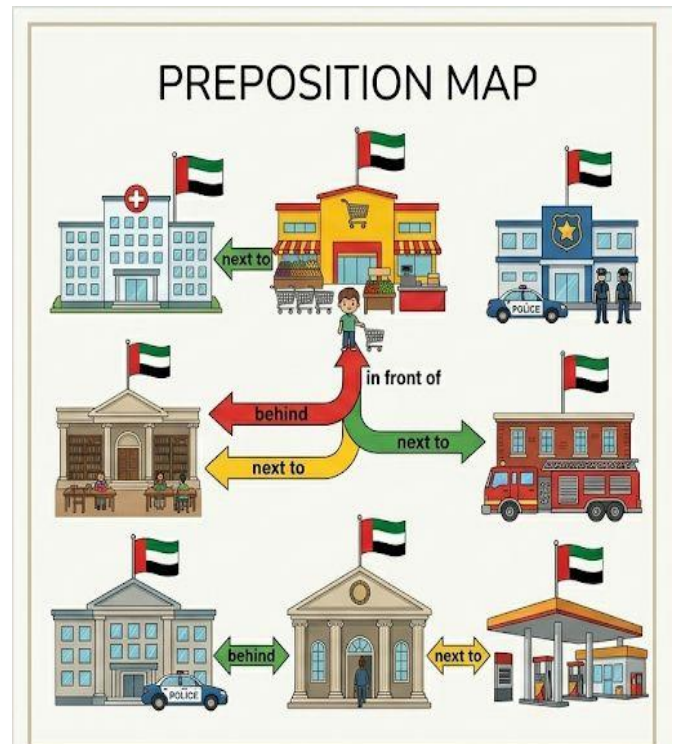
Where is the hospital?

The hospital is next to the library .

1 Fill in the blanks. Use the map.

Use (next to , in front of, behind)

1. The hospital is next to..... the supermarket.
2. The police car is in front of..... the police station.
3. The supermarket is behind..... the boy.





2

Listen and choose the correct answer.

استماع

1. Where is Saad's house?

- A) Next to the library.
- B) In front of a big park.
- C) Behind the hospital.

2. Ahmad's house is _____ the library.

- A) behind
- B) in front of
- C) next to

3. Where is the hospital?

- A) It is behind the fire station.
- B) It is next to the park.
- C) It is in front of the library.



3

In your notebook, describe where your house is using prepositions of place (**behind _ in front of _ next to**)



Lesson 4

Reading _ Writing

Week 1

1 Read the text then answer the questions below:

Our Clean Neighborhood

Our neighborhood is a place for everyone. It has parks, schools, and a library. We call these shared spaces.

To keep our city beautiful, we must look after it. We should not throw trash on the ground. If you see litter, pick it up! We can also recycle paper and plastic.

When we care for our neighborhood, it stays green and happy for a long time. This is called sustainability.



2 Read the text again and choose the correct answer:

1. What do we call places like parks and schools that everyone can use?
 - A) Private rooms
 - B) Shared spaces
 - C) Secret places
2. What should you do if you see litter on the ground?
 - A) Leave it there.
 - B) Pick it up.
 - C) Throw more trash.
3. Which items can we recycle to help the city?
 - A) Paper and plastic
 - B) Food and water
 - C) Toys and clothes
4. What is the special word for taking care of our world so it stays healthy?
 - A) Neighborhood
 - B) Library
 - C) Sustainability
5. How does our neighborhood stay "green and happy"?
 - A) When we throw trash on the grass.
 - B) When we care for it and look after it.
 - C) When we do not use the park.



Lesson 1

Direction Detectives

Week 2




Flash Cards



left



right



turn



go



stop



walk



map



city

1 Fill in the blank with correct answer.

1- We use a **map** to find places.

2-When the light is red, cars **stop** .

3- People **walk** on the sidewalk.



2

Listen to your teacher, read the text, and answer the question below.

A Walk in the City

Today, I walk in the city with my family. We have a map to help us. We want to go to the big park. First, we go straight, then we turn left at the street. After that, we turn right near the shops. We see cars go and stop at the traffic light. People walk on the sidewalk. Finally, we arrive at the park and play together happily.



Let's answer:

Why is it important for the family to have a map?

It is important for the family to have a map because it

helps us to know the directions.

3

Listen to the children talking. Practise with your partner.

How do we get to the park?



Go straight, turn left, then walk to the park.



Lesson 2

High Frequency Words

Week 2

time

house

out

about

1 Fill in the blanks with the correct word.(time,house,out,about)


1. This is my **house**.....
2. The children are playing **out**..... in the garden.
3. I am reading a book **about**.....space.
4. It is **time**..... to go to sleep.

2 Listen to your teacher and circle the words with the same sound.

(ou) diagraph

A day at a house

It is time to play! Ahmad ran out of his big white house. He saw a small mouse near a round tree. He was thinking about his lunch. "Is it time to eat?" he asked. He looked about and saw his mom. "Come inside the house," she said. It was a happy time!



3 Read the CCVCC phrase and draw a picture of it in the box.

A small plant

A fresh drink





Lesson 3

Grammar/ Listening

Week 2



Preposition of movement

(past , straight)

Language Structure:

Where is the bank?

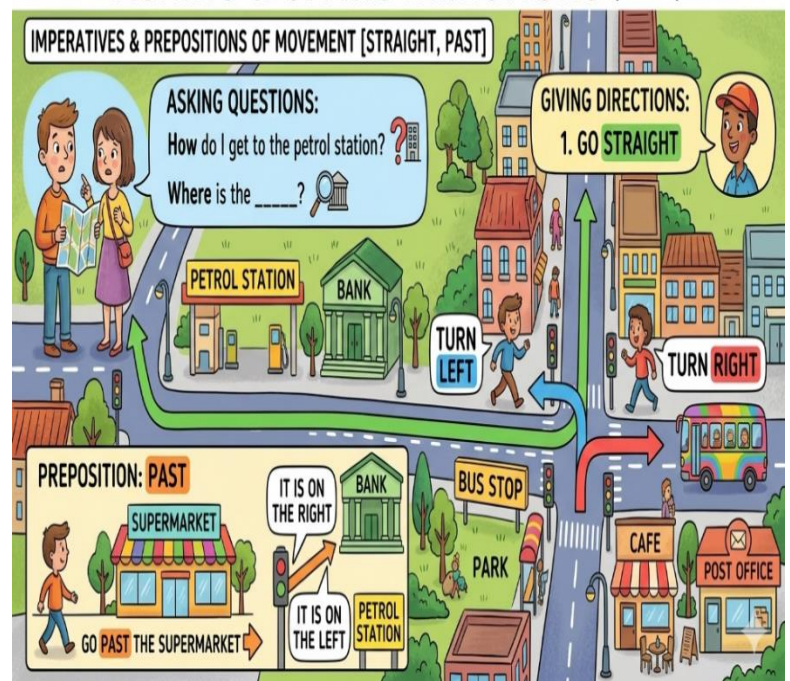
To get the bank ,go straight and turn right.

1 Fill in the blanks using (go straight - go past -left – right).

Ali: Excuse me,
how do I get to the post office?

Sara:,then turn
and go past the park.
The post office is on the

Ali: Thank you





2 Listen and choose the correct answer.



1. What is the first thing Khawla tells Hammad to do?

- A. Turn right
- B. Go straight
- C. Stop at the bakery

استماع

2. Which building does Hammad need to go "past"?

- A. The school
- B. The park
- C. The hospital

3. Where should Hammad turn "right"?

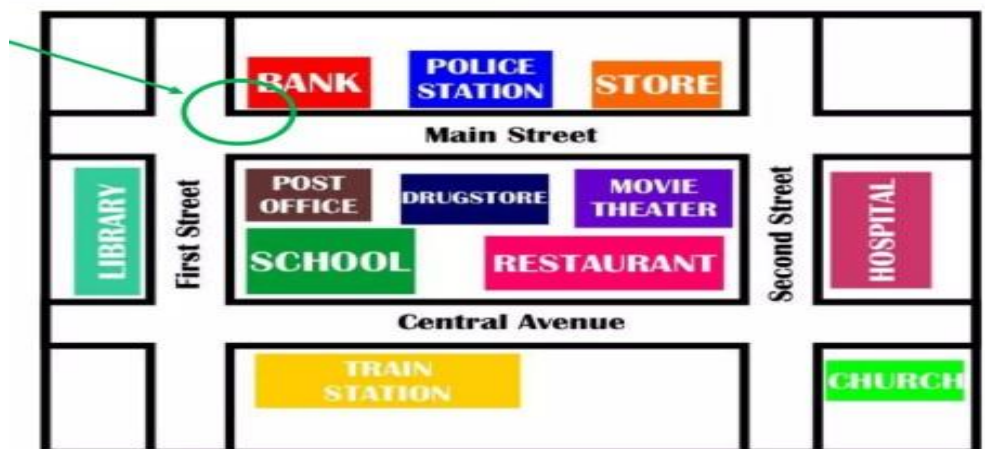
- A. At the library
- B. At the park
- C. At the bank

4. Where is the bank located?

- A. Behind the park
- B. Next to the library
- C. Inside the hospital

3 Look at the picture and describe how to get to the train station.

(Use your notebook.)





Lesson 4

Reading _ Writing

Week 2

1 Read the text about walking and answer the question below:

Walking: Good for Me and My Planet!

Walking is a great way to travel. It is very healthy because it makes our legs strong and our hearts happy. It is also good for the environment. Walking does not use petrol, so it keeps the air in our city clean. When we walk, we can look at the map, see the trees, and say hello to friends. It is time to put on our shoes and go outside!



2 Read the text again and choose the correct answer.

1. Why is walking healthy for our bodies?

- A) It makes our legs strong. B) t makes us sleepy C) It uses petrol.

2. Walking keeps the city air clean because it does NOT use:

- A) shoes B) petrol C) map

3. What can we see when we walk outside?

- A) only the floor B) trees and friends C) nothing at all

3 In your notebook, write 3 sentences about your favorite place to walk.

(What do you see on your walk, and how do you feel?)

I like to walk in paks.

I like to walk between trees to get fresh air.