

أوراق عمل وحدة This family my من الأسبوع الأول



تم تحميل هذا الملف من موقع المناهج الإماراتية

موقع المناهج ← المناهج الإماراتية ← الصف الأول ← لغة انجليزية ← الفصل الثاني ← ملفات متنوعة ← الملف

تاريخ إضافة الملف على موقع المناهج: 2026-01-14 12:07:25

ملفات اكتب للمعلم اكتب للطالب | اختبارات الكترونية | اختبارات | حلول | عروض بوربوينت | أوراق عمل
منهج انجليزي | ملخصات وتقارير | مذكرات وبنوك | الامتحان النهائي | للمدرس

المزيد من مادة
لغة انجليزية:

إعداد: Hassan Shaqrra

التواصل الاجتماعي بحسب الصف الأول



صفحة المناهج
الإماراتية على
فيسبوك

الرياضيات

اللغة الانجليزية

اللغة العربية

التربية الاسلامية

المواد على تلغرام

المزيد من الملفات بحسب الصف الأول والمادة لغة انجليزية في الفصل الثاني

أوراق عمل وحدة Family My عائلتي مع تدريبات

1

حل كتاب الطالب PHONICS UAE المجلد الثاني

2

عرض بوربوينت حل درس sound Sh Lesson مع الصوتيات

3

عرض بوربوينت حل درس sound th مع الصوتيات

4

عرض بوربوينت حل درس Read s'Let هيا نقرأ

5

GRADE 1

English

This is My Family



My name is _____


Grade one section:



vocabulary



father



mother



brother



sister



baby




family

Read and copy the sentence in neat hand writing.



This is my father



This is my mother

Read and copy the sentence in neat hand writing.



This is my brother



This is my mother

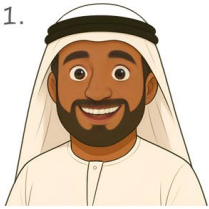
Activity: He or She?

Look at the pictures. Which pictures match the word 'he'?


he

A word we use for a boy or a man.

1.



2.



3.



4.



5.



Look at the pictures. Which pictures match the word 'she'?


she

A word we use for a girl or a woman.

1.



2.



3.



4.




5.




Activity: He or She?

Look at the pictures and make sentences using 'He/ She is...'

mother - sister - baby - brother - father











Activity: Sentence Practice

Practise asking and answering the question.

How many brothers do you have?



How many sisters do you have?



Activity: Sentence Practice

Use pictures to make sentences using 'I have...'.

1. How many brothers do you have?



2. How many sisters do you have?



3. How many brothers and sisters do you have?



and



Activity: Reading

Read about Sara's family. Take it in turns to read with a partner.



Hi! My name is Sara.

This is my family!

This is my father. He is fun.

This is my mother. She is kind.

I have one sister.

Her name is Khawla.

I have two brothers.

My big brother is called Saeed.

My baby brother is called Ahmed.

I love my family.



Remember! Talk about any words
you don't understand with your
teacher!



Activity: Fill in the Gaps

Read the sentences and choose the correct words to fill in the gaps.

mother

father

brother

sister

baby

family

Hi! My name is Sara.

This is my _____ !

This is my _____. He is fun.

This is my _____. She is kind.

I have one _____.

Her name is Khawla.

I have two brothers.

My big _____ is called Saeed.

My _____ brother is called Ahmed.

I love my family.



Activity: Introducing My Family

Draw a picture of your family and create a poster about your family.

Or

Bring in a photo of your family and introduce your family to your classmates.



Activity: Number Practice (11 – 15)

Look at the number. Listen to your teacher. Say the word. Then, match the words to the number.

11	12	13	14	15
eleven	twelve	thirteen	fourteen	fifteen

7
11

eleven

12
5

15
2

twelve

12
8

13
10

thirteen

4
3

12
4

fourteen

14
6

5
11

fifteen

12
15

Can you count from 1 to 15?



Point to the word, listen to the word, repeat the word, read the sentence with your teacher.

too

her

are

with

yes

Practise pointing to and saying the words with a partner.



The hat is **too** big.



It is **her** bag.



I am **with** my friend.



We **are** sad.



Yes, I like apples.



Unit 1

This is My Family



UNITED ARAB EMIRATES
MINISTRY OF EDUCATION

too

her

are

with

yes

Say and write.

say	write	write
too	<hr/> <hr/> <hr/>	<hr/> <hr/> <hr/>
her	<hr/> <hr/> <hr/>	<hr/> <hr/> <hr/>
are	<hr/> <hr/> <hr/>	<hr/> <hr/> <hr/>
with	<hr/> <hr/> <hr/>	<hr/> <hr/> <hr/>
yes	<hr/> <hr/> <hr/>	<hr/> <hr/> <hr/>

Read and copy the sentence in neat hand writing.

Yes, we are with her too